



NCAA REGIONAL

MAY 18-20, 2012

TUCSON, ARIZ.

HILLENBRAND STADIUM



(13) ARIZONA WILDCATS - At-Large (Pac-12) // 35-17, 12-12 Pac-12

HAWAI'I RAINBOW WAHINE - At-Large (WAC) // 44-7, 17-3 WAC

NOTRE DAME FIGHTING IRISH - At-Large (BIG EAST) // 38-14, 16-3 BIG EAST

NORTH DAKOTA STATE BISON - Summit League Champions // 37-20, 18-6 Summit



Team: Arizona Wildcats
Conference: Pac-12
Record: 35-17
Conference Finish: 12-12 // t4th
Postseason Appearance: 26th
Last Appearance: 2011, Super Regional
NFCA Ranking: 17
USA Softball Ranking: 15
RPI Ranking: 11
National Seed: 13
Streak: W1
Last 5: 3-2
Last 10: 5-5
Last 20: 12-8
Coaches
Head Coach: Mike Candrea
Year with Program: 27th
Career Record: 1,307-294-2 (.813)
Assistants: Stacy Iveson, Candace Abrams, Alicia Hollowell
[Team Stats \(NCAA Standing\)](#)
Batting Avg: .298 (36th)
Home Runs: 74 (1.42/g - 7th)
Runs Per Game: 5.77 (15th)
ERA: 2.91 (106th)
Fld Percentage: .978 (4th)
[Individual Leader \(NCAA Standing\)](#)
Avg: Hallie Wilson - .355 (t204th)
HR: Shelby Pendley - 18 (t14th)
RBI: Shelby Pendley - 53 (1.02 - 26th)
2B: Brigitte Del Ponte - 14 (.27/g - 60th)
SB: Karissa Buchanan - 19 (N/A)
ERA: Kenzie Fowler - 2.78 (207th)
Ks: Kenzie Fowler - 172 (N/A)




Team: Hawai'i Rainbow Wahine
Conference: WAC
Record: 44-7
Conference Finish: 17-3 // 1st
Postseason Appearance: 10th
Last Appearance: 2010, WCWS
NFCA Ranking: 13
USA Softball Ranking: 16
RPI Ranking: 20
Regional Seed: 2
Streak: L1
Last 5: 3-2
Last 10: 7-3
Last 20: 16-4
Coaches
Head Coach: Bob Coolen
Year with Program: 21st
Career Record: 798-453-1 (.638)
Assistants: Dee Wisneski, Kaulana Williams, Dickie Titcomb
[Team Stats \(NCAA Standing\)](#)
Batting Avg: .296 (38th)
Home Runs: 73 (1.43/g - 6th)
Runs Per Game: 6.31 (11th)
ERA: 1.32 (5th)
Fld Percentage: .971 (28th)
[Individual Leader \(NCAA Standing\)](#)
Avg: Jessica Iwata - .403 (t49th)
HR: Jessica Iwata - 14 (N/A)
RBI: Jessica Iwata - 57 (1.12/g - 16th)
2B: Kayla Wartner - 10 (N/A)
SB: Alex Aguirre - 11 (N/A)
ERA: Stephanie Rickets - 1.24 (11th)
Ks: Stephanie Rickets - 221 (N/A)



Team: Notre Dame Fighting Irish
Conference: BIG EAST
Record: 38-14
Conference Finish: 16-3 // 2nd
Postseason Appearance: 17th
Last Appearance: 2011, Regional
NFCA Ranking: N/A
USA Softball Ranking: N/A
RPI Ranking: 30
Regional Seed: 3
Streak: L1
Last 5: 4-1
Last 10: 9-1
Last 20: 17-3
Coaches
Head Coach: Deanna Gumpf
Year with Program: 11th
Career Record: 463-190-1 (.708)
Assistants: Kris Ganeff, Lizzy Lemire, Dawn Austin
[Team Stats \(NCAA Standing\)](#)
Batting Avg: .305 (26th)
Home Runs: 50 (.96/g - 29th)
Runs Per Game: 5.25 (33rd)
ERA: 2.28 (50th)
Fld Percentage: .967 (60th)
[Individual Leader \(NCAA Standing\)](#)
Avg: Amy Buntin - .372 (t133rd)
HR: Dani Miller - 16 (t26th)
RBI: Amy Buntin - 59 (1.13/g - 12th)
2B: Emilee Koerner - 11 (.22/g - t189th)
SB: Kelsey Thornton - 19 (N/A)
ERA: Laura Winter - 1.88 (72nd)
Ks: Laura Winter - 266 (18th)



Team: North Dakota State Bison
Conference: Summit League
Record: 37-20
Conference Finish: 18-6 // 1s
Postseason Appearance: 11th
Last Appearance: 2011, Regional
NFCA Ranking: N/A
USA Softball Ranking: N/A
RPI Ranking: 75
Regional Seed: 4
Streak: W1
Last 5: 3-2
Last 10: 7-3
Last 20: 12-8
Coaches
Head Coach: Darren Mueller
Year with Program: 11th
Career Record: 388-219 (.639)
Co-Head Coach: Jamie Trachsel
Assistants: Brittany Weil, Kelly Cantrell
[Team Stats \(NCAA Standing\)](#)
Batting Avg: .260 (160nd)
Home Runs: 34 (.60/g - 123rd)
Runs Per Game: 4.11 (140th)
ERA: 2.16 (36th)
Fld Percentage: .967 (56th)
[Individual Leader \(NCAA Standing\)](#)
Avg: Taylor Mortensen - .308 (N/A)
HR: Taylor Mortensen - 8 (N/A)
RBI: Taylor Mortensen - 33 (N/A)
2B: Katie Tamayo - 16 (.28/g 48th)
SB: Jamie Gay - 10 (N/A)
ERA: Whitney Johnson - 2.05 (98th)
Ks: Krista Menke - 199 (N/A)



2012 NCAA REGIONALS

Berkeley Regional

(1) California vs. Iona
Boston U. vs. Arkansas

Seattle Regional

(16) Washington vs. Harvard
Texas Tech vs. Maryland

Columbia Regional

(9) Missouri vs. Illinois State
Massachusetts vs. DePaul

College Station Regional*

(8) Texas A&M vs. Bethune-Cookman
LSU vs. Texas State

Gainesville Regional

(5) Florida vs. Florida Gulf Coast
UCF vs. South Florida

Los Angeles Regional

(12) UCLA vs. Hofstra
Florida State vs. San Diego State

Tucson Regional*

**(13) Arizona vs. North Dakota State
Notre Dame vs. Hawai'i**

Norman Regional

(4) Oklahoma vs. Lehigh
Oregon State vs. Tulsa

Tempe Regional

(3) Arizona State vs. LIU Brooklyn
Long Beach State vs. Syracuse

Lafayette Regional

(14) Louisiana Lafayette vs. Mississippi Valley State
Stanford vs. Baylor

Eugene Regional

(11) Oregon vs. Portland State
Mississippi State vs. BYU

Austin Regional

(6) Texas vs. Northwestern
Auburn vs. Houston

Knoxville Regional

(7) Tennessee vs. Miami (OH)
UAB vs. Virginia Tech

Athens Regional

(10) Georgia vs. Coastal Carolina
North Carolina vs. Georgia Southern

Louisville Regional*

(15) Louisville vs. Valparaiso
Kentucky vs. Michigan

Tuscaloosa Regional

(2) Alabama vs. UT Martin
Georgia Tech vs. South Alabama

(All regionals take place Friday, May 18 through Sunday, May 20 with the exception of the EUGENE regional, which will be held Thursday, May 17 through Saturday, May 19)

* - Broadcast by the ESPN family of networks

SITE NOTES (May 18-20): NCAA REGIONAL // Tucson

THE GAMES

Friday, May 18

Game 1	2:30 p.m.	Hawai'i vs. Notre Dame
Game 2	5:00 p.m.	(13) ARIZONA vs. North Dakota State

Saturday, May 19

Game 3	3:00 p.m.	G1 Winner vs. G2 Winner
Game 4	5:30 p.m.	G1 Loser vs. G2 Loser
Game 5	8:00 p.m.	G3 Loser vs. G4 Winner

Sunday, May 20

Game 6	3:30 p.m.	G3 Winner vs. G5 Winner
Game 7 (if necessary)	5:00 p.m.	G3 Winner vs. G5 Winner

(All times are estimated and may change based on the length of previous action)

FOLLOW THE GAMES

Live Coverage: All games at the Regional will be broadcast by ESPNU and ESPN3.com.

Interactive Bracket: Find live stats for all games at <http://www.ncaa.com/brackets/softball/d1>

Tournament Central: <http://www.arizonawildcats.com/sports/w-softbl/spec-rel/2012-ncaa-tournament.html>

Live Updates: Twitter: @UA_Softball (twitter.com/ua_softball) & Facebook: Arizona Athletics (facebook.com/arizonaathletics)

NCAA ACTION IN TUCSON: Arizona has played host to 16 NCAA Regionals along with six Super Regionals. This is the third consecutive year the regional round will be held in Tucson. The Wildcats are 52-4 in NCAA Regionals held in Tucson and have advanced out of 15 of the 16 Regionals they have hosted, only failing to make it out of 2004 pod, when defeats to Oklahoma and Louisiana Lafayette ended Arizona's season. The 2004 club remains the only since 1987 to lose in regionals. This will be the first time at Hillenbrand in NCAA action for North Dakota State and Notre Dame and third for Hawai'i (1998, 2001).

TEAM NOTES

Arizona:

- Has been selected for 26 consecutive NCAA Tournament Appearance. In that span, Arizona has made 22 trips to the Women's College World Series and won eight National Championships. In NCAA action, Arizona has a 148-43 (.775) record including a sparkling 75-6 (.926) record in regional play.

- Swept its 2011 NCAA Regional by defeating Harvard, New Mexico State and Texas Tech by a combined score of 28-2.

- 2011 marked the first Mike Candrea-coached Wildcat squad to not make the Women's College World Series since 1987. Arizona, which has made 22 of the last 24, hopes to get back to the Women's College World Series, but will have to do it with its worst NCAA seeding in the 24-year span.

- Finished Pac-12 play with a 12-12 record, marking the first time since 1986 that Arizona finished at or below .500 in conference play since going 5-6-1 in the Pacific-West Conference in 1986, Mike Candrea's first year with the program. Arizona's fourth-place finish is its lowest since the 1991 team's fourth-place finish. That same club went on to win Arizona's first National Championship.

- Is a perfect 24-0 all-time against the three other teams in the region. The Cats are 7-0 all-time against Notre Dame, 4-0 vs. North Dakota State and 13-0 against Hawaii. UA has played just one game against the field in NCAA action, a 5-1 win over Hawai'i in the 2010 WCWS.

North Dakota State:

- Return to NCAA action for the fourth consecutive season (and 11th overall) after winning its four consecutive Summit League Tourney Title. It will be the fourth straight season North Dakota State travels to a Pac-12 school for NCAA play.

- Is 2-7 against opponents that made the NCAA tournament this season: Alabama (0-2), Arizona State (0-1), Baylor (0-1), Coastal Carolina (1-1), Florida State (0-1), Long Beach State (1-0) and Texas A&M (0-1).

- Finished the regular season ranked 16th in the Mid-Major Top 25.

- Krista Menke was named Summit League Pitcher of the Year as well as Freshman of the Year. Menke brings a 24-11 record to Tucson with a 2.08 ERA and 199 strikeouts in 238.2 innings pitched.

Hawai'i:

- Fourth time in six seasons and 10th overall that Hawai'i has made the NCAA Softball Tournament. Hawai'i returns to Tucson for NCAA play for the third time (1998 and 2001).

- Won the Western Athletic Conference regular season crown for the fourth time in school history after posting a 17-3 conference record.

- Holds the best regular season record in program history after going 43-5 in 2012.

- Is 5-16 against the field including 5-3 against Notre Dame and 0-13 against Arizona. Should Hawai'i and North Dakota State meet, it will be the first ever matchup between the two.

Notre Dame:

- Winners of 17 of its last 18 as well as 30 of its final 36.

- Making its 14th consecutive and 17th overall appearance in the NCAA Championship. The Fighting Irish is 24-32 (.429) in its previous 16 trips and has made the final day of the regional six times.

- Hurler Laura Winter was named BIG EAST Pitcher of the Year after going 27-9 with a 1.88 ERA. Winter struck out 266 opponents in 238 innings of work.

- Carries a 4-13 record against the field, including a 3-5 mark against Hawai'i, 0-7 distinction against Arizona and a 1-1 record against North Dakota State.



ARIZONA SOFTBALL™

ATHLETIC MEDIA RELATIONS // Danny Martinez // danny89@email.arizona.edu // O: 520-621-4163 // C: 520-409-1810 // F: 520-621-2681 // arizonawildcats.com

WEEK 16 NOTES (May 18-20): NCAA REGIONAL // Tucson

2012 SCHEDULE (35-17, 12-12 Pac-12)

FEBRUARY		(13-4)
9	McNeese State!	W, 8-1
10	Georgia Tech!	L, 2-1
10	(21) Nebraska!	L, 11-10
11	Syracuse!	W, 11-1 (5)
11	(17) Texas A&M!	L, 5-4
12	Cal State Northridge!	W, 8-0 (6)
17	Alabama Birmingham#	W, 7-0
17	North Dakota#	W, 14-2 (5)
18	Western Kentucky#	W, 6-4
18	Southern Utah#	W, 9-1 (5)
19	Southern Utah#	W, 8-0 (5)
23	Fresno State\$	W, 9-0 (6)
23	(13) Georgia\$	L, 3-0
24	(21) Oklahoma State\$	W, 8-0 (6)
25	Fordham\$	W, 3-2
25	Syracuse\$	W, 5-0
26	Long Beach State\$	W, 4-0
MARCH		(9-5)
2	College of Charleston	W, 9-0 (5)
3	College of Charleston	W, 8-0 (5)
4	College of Charleston	W, 5-0
9	@ (15) Baylor	Rained Out
10	@ (15) Baylor	Rained Out
11	@ (15) Baylor	Rained Out
16	UC Davis^	W, 8-0 (6)
16	Iowa^	W, 6-1
17	Brigham Young^	Rained Out
17	(10) Louisiana^	Rained Out
18	(24) DePaul^	Rained Out
21	New Mexico State	L, 9-5
21	New Mexico State	W, 6-3
23	@ (5) Arizona State*	L, 4-2 (8)
24	@ (5) Arizona State*	L, 9-6
25	@ (5) Arizona State*	L, 7-6
27	San Diego State	W, 8-0 (5)
28	San Diego State	W, 8-6 (8)
30	(13) Stanford*	L, 4-1
31	(13) Stanford*	W, 9-1 (5)
APRIL		(10-5)
1	(13) Stanford*	W, 3-1
5	@ (4) Washington*	W, 2-0
6	@ (4) Washington*	W, 5-3
7	@ (4) Washington*	L, 7-5
10	Utah*	W, 8-0 (6)
10	Utah*	W, 3-1
11	Utah*	W, 4-2
13	@ (1) California*	L, 2-0
14	@ (1) California*	W, 8-3
15	@ (1) California*	L, 6-0
18	New Mexico	W, 8-1
18	New Mexico	W, 5-0
27	(16) Oregon*	L, 11-7
28	(16) Oregon*	L, 12-7
28	(16) Oregon*	W, 5-4 (8)
MAY		(3-3)
4	@ (17) UCLA*	L, 10-4
5	@ (17) UCLA*	L, 7-2
6	@ (17) UCLA*	W, 7-6
10	Oregon State*	W, 12-4 (6)
11	Oregon State*	L, 4-0
12	Oregon State*	W, 3-1
18-20	NCAA Regional	

Home; Neutral site; (NFCA Ranking); ! - Kajikawa Classic // Tempe, Ariz.; # - Hillenbrand Invitational // Tucson; \$ - Cathedral City Classic // Palm Springs, Calif.; ^ - Judi Garman Classic // Fullerton, Calif.; *Pac-12 Game; Times local to site

PROBABLE STARTERS

No.	Name (Bats)	Pos.	Year	Hometown (Last School)	GP/GS	Avg.	HR	RBI
17	Hallie Wilson (LH)	CF	Fr.	Santa Ana, Calif. (Foothill H.S.)	51/51	.355	2	26
15	Karissa Buchanan (LH)	LF	Sr.	Tucson, Ariz. (Sabino H.S.)	44/44	.330	0	5
4	Brigitte Del Ponte (RH)	3B	Jr.	Peoria, Ariz. (Sunrise Mountain H.S.)	52/52	.301	14	51
21	Shelby Pendley (LH)	SS	Fr.	Rio Rancho, N.M. (Rio Rancho H.S.)	52/52	.346	18	53
90	Lini Korja (RH)	C	Sr.	Carson, Calif. (San Pedro H.S.)	52/52	.328	16	33
5	Kristen Arriola (RH)	2B	Sr.	Garden Grove, Calif. (Pacifica H.S.)	50/50	.241	8	27
9	Jessica Spigner (RH)	1B	Sr.	Santa Clarita, Calif. (Tennessee)	52/52	.257	8	33
77	Chelsea Goodacre (LH)	DP	Fr.	Temecula, Calif. (Temecula Valley H.S.)	50/49	.260	6	21
3	Chelsea Suitsos (LH)	RF	RS Fr.	Elk Grove, Calif. (Elk Grove H.S.)	50/50	.317	0	10

RESERVES

No.	Name (Bats)	Pos.	Year	Hometown (Last School)	GP/GS	Avg.	HR	RBI
00	Nicole Bryan (LH)	OF	RS Sr.	Tucson, Ariz. (Central Arizona)	32/10	.185	0	3
2	Baillie Kirker (RH)	DP	Jr.	La Crescenta, Calif. (Crescenta Valley H.S.)	20/4	.211	1	9
7	Alex Lavine (RH)	UT	So.	Glendale, Ariz. (Mountain Ridge H.S.)	37/4	.136	1	5
88	Samantha Davis (LH)	3B	Fr.	Scottsdale, Ariz. (Chaparral H.S.)	36/0	.000	0	0

PITCHERS

No.	Name	Pos.	Year	W-L	ERA	BAA	SO	IP
19	Kenzie Fowler	RHP	Jr.	14-8	2.78	.207	172	143.1
12	Shelby Babcock	RHP	So.	19-9	3.02	.235	147	176.1
9	Jessica Spigner	RHP	Sr.	2-0	2.88	.273	4	17.0

TUCSON REGIONAL ON ESPNU: All games in the Tucson Regional will be broadcast by ESPNU this week-end with talent Pam Ward and Michele Smith. Arizona's regional is just one of three regions being broadcast by ESPN family of networks (Louisville and College Station). All games will be simulcast by ESPN3.com, available on your computer anywhere there is an internet connection.

THIS WEEK: Arizona returns to NCAA action for the 26th consecutive season and NCAA action returns to Tucson for the 17th time. The Wildcats, who are 148-43 all-time in the NCAA Championship, are 75-6 in regional play and have not lost a regional game since Super Regionals were implemented, bumping the regional round down to four teams in 2005. UA will look to advance to Super Regionals for the eighth straight season and to the Women's College World Series for the 23rd time in 25 years. The Cats are 12-5 in Super Regionals and 61-32 in WCWS games all-time, including eight national championships. Arizona, the bracket's 13 seed, welcomes Hawai'i, Notre Dame and North Dakota State. According to the NFCA, who ranks Arizona 17th and Hawai'i 13th, the Wildcats are underdogs in their own region.

OPPONENTS

North Dakota State: The Bison (37-20, 18-6 Summit League) are unranked by both the NFCA and USA Softball. NDSU won the Summit League Tournament Championship by defeating IPFW to clinch an auto-berth into the NCAA Championship. It is the Bison's fourth-consecutive Summit League Softball League Softball Tournament Championship. NDSU is a well-balanced team with nine Bison contributing double-digit RBI. In the circle, the Bison's 2.16 ERA is 36th in the country. North Dakota State is led offensively by Taylor Mortensen (.308 avg, 8 HR, 9 2B, 4 3B, 33 RBI) and Katie Tamayo (.296 avg, 16 2B, 29 RBI, 3 HR). The two main contributors in the circle, Whitney Johnson and Krista Menke, both have ERA hovering around two. Menke, the team's ace, was named Summit League's Freshman of the Year and Pitcher of the Year. The Wildcats are 4-0 all-time against the Bison. Arizona and North Dakota State last met on Feb. 13, 2010 when UA defeated NDSU 6-0 at the Kajikawa Classic.

Hawai'i: The Rainbow Wahine (44-7, 17-3 Western Athletic Conference) are ranked 13th by the NFCA and 16th by USA Softball. UH won the regular season WAC Championship, but fell to Fresno State in the WAC Tournament. The Rainbow Wahine boast one of the nation's top ERA and couple that with a powerful offense. Hawai'i is fifth nationally with a 1.32 ERA and sixth in the country with 1.43 homers per game. Hawai'i is one of only four teams to hand top-seeded California a loss on the season, along with Arizona. Its nine regular players all have more than 18 RBI and four home runs. UH is led offensively by Jessica Iwata (.403 avg, 14 HR, 57 RBI, 9 2B) and Leisha Li'ilii'i (.326 avg, 9 HR, 37 RBI, 7 2B) and in the circle by Stephanie Ricketts (28-4, 1.24 ERA, 221 Ks, 214.1 IP) and Kaia Parnaby (16-3, 1.45 ERA, 123 Ks, 120.2 IP). Arizona has won all 13 meetings in the two programs' history. The Cats and the Wahine last met in 2010 in the Women's College World Series when Arizona eliminated Hawai'i with a 5-1 victory.

Notre Dame: The Fighting Irish (38-14, 16-3 BIG EAST) is unranked by both the NFCA and USA Softball. UND fell to Louisville in the BIG EAST Tournament championship game, 4-3 in extra innings, stopping a streak of 17 straight victories for the Fighting Irish. Eight of Notre Dame's 14 losses this season came at a neutral site. Notre Dame is the only team in the field to have above a .300 average; at .305, Notre Dame is 26th in the country. The Fighting Irish is led at the plate by Amy Buntin (.372 avg, 11 HR, 59 RBI, 8 2B) and Dani Miller (.340 avg, 16 HR, 56 RBI, 9 2B). In the circle, Notre Dame is paced by BIG EAST Pitcher of the Year Laura Winter (27-9, 1.88 ERA, 266 Ks, 238.0 IP). Arizona holds a 7-0 all-time advantage over Notre Dame. The Cats downed the Fighting Irish 10-1 in five innings the last time the two met, March 14, 2009 at the Judi Garman Classic.

QUICK FACTS

GENERAL INFORMATION

Location Tucson, Ariz.
 Enrollment 38,800
 Nickname Wildcats
 Colors Cardinal and Navy
 Conference Pacific-12
 Home Field Hillenbrand Stadium (2,956)
 President Dr. Eugene Sander
 Athletics Director Greg Byrne
 Faculty Representative Jory Hancock
 SWA/Senior Assoc. A.D. Rocky LaRose

COACHING STAFF

Head Coach **Mike Candrea**
 Alma Mater Arizona State '78
 Year at Arizona 27th year
 Division I Record 1,307-294-2 (.816)
 Record at Arizona Same
 Phone (520) 621-4920
Assistant Coach **Larry Ray**
 Alma Mater Idaho State '74
 Year at Arizona 21st year (87-96, 02-12)
 Phone (520) 621-2664
Assistant Coach **Stacy Iveson**
 Alma Mater Arizona '90
 Year at Arizona 8th year (96-01, 12)
 Phone (520) 621-8208
Volunteer Assistant Coach **Candace Abrams**
 Alma Mater Arizona '04
 Year at Arizona 2nd Year

2011 IN REVIEW

2011 Record 43-18
 2011 Pac-10 finish 11-10 // 3rd
 2011 Postseason record 3-2
 Postseason finish Tucson Super Regional

2012 PREVIEW

All-American Returnees
 2nd Team Kenzie Fowler, Brigette Del Ponte
All-Pac-10 Returnees
 1st Team Brigette Del Ponte
 2nd Team Kenzie Fowler
 Honorable Mention Kristen Arriola, Lini Koria
 Position Starters Returning/Lost 5/3
 Pitchers Returning/Lost 2/0
 Letterwinners returning/Lost 10/10

MEDIA RELATIONS

Media Relations Director Tom Duddleston, Jr.
 Softball Contact Danny Martinez
 Email danny89@email.arizona.edu
 Cell Phone (520) 409-1810
 Media Relations Phone (520) 621-4163
 Media Relations Fax (520) 621-2681
 Media Relations Mailing Address
 Danny Martinez
 McKale Center, Room 106
 University of Arizona
 Tucson, AZ 85721-0096
 Press Box Phone (520) 621-7496
 Website www.arizonawildcats.com

INTERVIEW POLICY

Practice: Players and coaches are available to the media 30 minutes prior to the start of each practice. Contact Danny Martinez for practice times.

Post Game: Players and coaches are available on the field after each home game. Find Danny Martinez with interview requests. Players are available only after game two of a doubleheader.

HEAD COACH MIKE CANDREA: Arizona head coach Mike Candrea is in his 27th year at the helm of the Arizona softball program with a career record of **1,307-294-2 (.816)**. A winner of eight national championships (1991, 1993, 1994, 1996, 1997, 2001, 2006, 2007), Arizona has made 22 trips to the Women's College World Series under his guidance, missing just twice in the last 24 years (2004, 2011). In 2012, Candrea became the sport's fastest ever, and second all-time, to reach 1,300 wins. Under Candrea, Arizona has a spectacular postseason record of **148-43**. An even 50 All-Americans with a staggering 90 total citations have played in the program since Candrea took over.

THE RANKINGS: Arizona remained 17th in the USA Today/NFCA Division I Top 25 Poll and improved to 15th in the ESPN.com/USA Softball Collegiate Top 25. The Wildcats started the season ranked eighth in both polls (its highest ranking of the season) and finished 2011 ranked 11th in both.

RECENT RESULTS: The Wildcats ended the regular season on a good note when they took 2-of-3 from Oregon State in Tucson. The Pac-12 series win was its first in four tries. Despite being held scoreless for a 12 inning stretch during the series, the Wildcats still managed to outscore Oregon State 15-9, helped out by five long balls (Brigette Del Ponte - 2, Lini Koria - 1, Kristen Arriola - 1, Jessica Spigner - 1). Arizona sandwiched a 4-0 loss between a 12-4 six-inning win in game one and a 3-1, walkoff win in the regular-season finale. Karissa Buchanan batted .800 with three stolen bases and an RBI in the series and was rewarded with her first-career Pac-12 Player of the Week recognition.

Thursday, May 10: Offense Awakens in 12-4, Six Inning Win over OSU - No. 17 Arizona Softball hit three homers and scored eight times in the fourth inning to come from behind and help mercy Oregon State, 12-4 in six innings in the first game of senior weekend at Hillenbrand Stadium.

Chelsea Suits' walk-off double in the sixth inning was the final of 15 Arizona hits, its most all season and most since a 16-hit outing against San Jose State on March 19, 2011.

Friday, May 11: Softball Blanked by Oregon State, 4-0 - No. 17 Arizona Softball was shut out for just the fourth time all season by Oregon State as Arizona's offense managed just four hits against the Beavers in front of the largest crowd at Hillenbrand Stadium all season, 2,680.

After compiling a season-high 15 hits against Oregon State on Thursday, the Wildcats offense went cold and did not score for the fourth time all season on just four hits, their third-fewest on the year.

Saturday, May 12: Cats Walk Off with Senior Day Victory - No. 17 Arizona Softball (35-17, 12-12 Pac-12) came up with a dramatic victory on an emotional senior day when Brigette Del Ponte sent seniors Kristen Arriola, Nicole Bryan, Karissa Buchanan, Lini Koria and Jessica Spigner home with a senior day to remember when she hit a walkoff, two-run homer to beat Oregon State (34-21, 9-12 Pac-12), 3-1 in the final regular season game of the season.

Arizona trailed by a run with five outs remaining in the regular season when Spigner, hitless in her last 15 at-bats and homerless in her last 77, tied the game with a home run to left-center. The home run ended 12.1 consecutive scoreless innings hurled by OSU's Marina Demore, dating back to her Friday night complete-game shutout.

RECENT RESULTS AT THE NCAA REGIONAL: The Wildcats swept through the 2011 NCAA Regional by outscoring Harvard, New Mexico State and Texas Tech by a combined total of 28-2. The Cats run-ruled Harvard 10-0 in the regional-opener, downed New Mexico State 8-0 and mercied Texas Tech 10-2 in the regional championship.

May 20, 2011: Chambers' 86th Highlights UA's First-Round Win - Lini Koria's sixth-inning walk-off grand slam finished off Harvard, concluding Arizona's 10-0 route of the Ivy League champions in front of a packed house in the opening round of the NCAA Championship.

In the fifth inning, Stacie Chambers became Arizona's career home run leader, rocketing a home run to the scoreboard in right field, her 86th career jack. The amendment in the Wildcat record book will lift her over Leah Braatz and Laura Espinoza, who each hit 85 homers in their storied careers.

May 21, 2011: Cats Advance to Regional Championship - Eighth-seeded Arizona shutout New Mexico State as 8-0 to advance to the regional championship game Sunday. Arizona will meet Texas Tech, winner late Saturday against NM State in the second elimination game.

Kenzie Fowler dealt a season-high 15 Ks while getting plenty of run-support in her complete-game shutout. Fowler flirted with danger all night, getting out of bases-loaded jams twice and leaving 12 Aggie runners on base. Fowler gave up eight hits and three walks.

May 22, 2011: Softball Punches Ticket to Supers - Arizona advanced to Super Regionals with a 10-2 win over Texas Tech. Arizona needed just six innings to beat the Red Raiders, who would have needed to beat Arizona twice Sunday to win the region.

The Cats' offense Sunday was fueled by Lini Koria, who kick-started the Cats' bats with a home run in the second inning, Arizona's first hit of the game. Koria went 3-for-3 with three RBI at-bats, missing just the triple for the cycle. Karissa Buchanan chipped in a 3-for-3 performance of her own while driving in two runs and scoring two more.

QUICK HITS

Overall Record	35-17
Pac-12 Record	12-12
Home Record	21-5
Road Record	4-8
Neutral Record.....	10-4
Streak.....	Won 1
Last 5 Games.....	3-2
Last 10 Games.....	5-5
Day Record.....	23-8
Night Record.....	12-9

RANKINGS

USA Today/NFCA Ranking.....	17th
ESPN.com/USA Softball Ranking	15th

ACTIVE HITTING STREAKS (Season Long)

Hallie Wilson.....	4 games (8)
Karissa Buchanan	3 games (4)
Brigette Del Ponte.....	1 game (6)
Kristen Arriola	1 game (5)
Jessica Spigner	1 game (4)

MULTIPLE HIT GAMES

Hallie Wilson.....	16 games
Brigette Del Ponte.....	15 games
Shelby Pendley.....	13 games
Chelsea Suits.....	13 games
Lini Korja.....	12 games
Chelsea Goodacre	10 games
Jessica Spigner.....	9 games
Kristen Arriola.....	6 games
Karissa Buchanan	6 games
Nicole Bryan	1 game

MULTIPLE RBI GAMES

Shelby Pendley.....	15 games
Brigette Del Ponte.....	13 games
Jessica Spigner.....	8 games
Lini Korja.....	7 games
Chelsea Goodacre	6 games
Hallie Wilson.....	6 games
Kristen Arriola.....	5 games
Baillie Kirker.....	2 games
Chelsea Suits.....	1 game
Alex Lavine.....	1 game

UNIFORM RECORDS (Top/Bottom)

White/White	15-3
Gray/Gray	8-7
Red/White	7-3
Blue/Blue	3-4
Blue/White	2-0

ARIZONA VS. THE CONFERENCES

Atlantic 10.....	1-0 (1.000)
ACC.....	0-1 (.000)
Big 10.....	1-1 (.500)
Big-12.....	1-1 (.500)
Big East.....	2-0 (1.000)
Big West	3-0 (1.000)
Conference USA	1-0 (1.000)
Great West.....	1-0 (1.000)
Mountain West.....	4-0 (1.000)
Pac-12	12-12 (.500)
SEC.....	0-1 (.000)
Southern.....	3-0 (1.000)
Southland.....	1-0 (1.000)
The Summit League	2-0 (1.000)
Sun Belt.....	1-0 (1.000)
WAC.....	2-1 (.667)

RECENT RESULTS VS. NORTH DAKOTA STATE: Arizona and North Dakota State last met in the fourth game of the season for Arizona during the 2010 campaign at the Kajikawa Classic at Farrington Stadium in Tempe, Ariz. The Cats won the game, 6-0 behind Sarah Akamine's gem.

Feb. 13, 2010: Cats Victors over Bison, 6-0

TEMPE, Ariz. -- Brigitte Del Ponte knocked in four runs and Sarah Akamine shut down the North Dakota State offense in a 6-0 Arizona win over the Bison at Farrington Stadium on Saturday afternoon.

The freshman Del Ponte had a bases-clearing double in the fifth after knocking in Baillie Kirker on a sacrifice fly in the fourth.

Lini Korja and Stacie Chambers tallied the other RBI in a five-run fifth.

Sarah Akamine (2-0) limited the Bison to four hits and issued one walk in the complete game.

Whitney Johnson, five weeks removed from graduating high school, held her own in the NDSU (3-1) circle but was chased after 4.2 innings. She scattered four hits and struck out six, but issued eight walks and fell to 1-1 on the season. Randi Parks tossed two-and-a-third innings of one hit ball.

The game was scoreless until the fourth inning, when three walks paved the way for Del Ponte's sac fly with one out to give Arizona (4-0) a 1-0 lead.

Brittany Lastrapes, Lauren Schutzler and K'Lee Arredondo each tallied a hit in the fifth to load the bases before Del Ponte's two-out double.

RECENT RESULTS VS. HAWAII: In an elimination game in the 2010 Women's College World Series, Kenzie Fowler led Arizona past Hawai'i en route to the Wildcats' national championship series appearance. The Cats ended Hawai'i's season with a 5-1 victory.

June 5, 2010: Cats Down Hawai'i, 5-1

OKLAHOMA CITY, Okla. -- Kenzie Fowler threw a two-hitter and Brittany Lastrapes had a three-hit game as the 10-seed Wildcats eliminated upstart Hawai'i, 5-1, Saturday evening to advance to the semifinals of the Women's College World Series.

In front of a WCWS single-session record 9,080 single session record in attendance, Fowler picked up her second win of the day and upped her season record to 36-7 with a 13-strikeout performance.

Arizona (50-12) will play Tennessee at 2:30 p.m. CT (12:30 p.m. Tucson time) Sunday, needing to win twice to advance to the WCWS finals.

UA got things started early. Brittany Lastrapes took the first pitch back to pitcher Stephanie Ricketts for a bunt single and Lauren Schutzler sacrificed her over. K'Lee Arredondo followed with a bunt, but the throw from Ricketts went past first baseman Amanda Tauai'i and allowed Lastrapes to score. Two Ricketts strikeouts ended the inning with UA up 1-0.

UH (50-16) answered back with a solo home run by Traci Yoshikawa in the third, knotting the score.

But Arizona responded in their half of the frame. Buchanan led off with a single, then Lastrapes moved her to third with a single of her own. After a groundout, Arredondo doubled to left, plating Buchanan. Chambers followed up with a sac fly to score Lastrapes and open up a 3-1 lead.

The Cats tacked two more on in the fourth, all with two outs. Karissa Buchanan singled after Kristen Arriola drew a walk earlier in the inning, then Lastrapes singled to right but Arriola was held up at third. Schutzler hit a rocket grounder to second that Yoshikawa mishandled, allowing Arriola and Lastrapes to score unearned runs and boost UA to a 5-1 lead after four complete.

From then on, Fowler allowed just four base runners and struck out eight - including retiring the side on strikeouts in the sixth - to hold the potent Wahine offense at bay.

Ricketts (30-10) allowed five runs on seven hits in 3.2 innings. Kaia Parnaby pitched two-and-a-third innings of shutout ball, walking one and striking out five.

RECENT RESULTS VS. NOTRE DAME: Arizona and Notre Dame have met six times in program history, with Arizona taking all six contests. The two teams last met in 2009 at the Judi Garman Classic when Arizona made quick work of the Fighting Irish in a 10-1, five inning affair.

March 19, 2009: Long Ball Leads Cats to Win

FULLERTON, Calif. -- Four home runs paved the way for No. 12 Arizona's 10-1 five-inning victory over the Notre Dame Fighting Irish, earning them a split in their second day at the Judi Garman Classic on Saturday afternoon.

Stacie Chambers went 2-2 at the dish, slamming two homers and drawing two walks. Victoria Kemp and Sam Banister accounted for the other UA blasts.

Jennifer Martinez (3-0) went the full five innings for the win, allowing one earned run, a walk, and striking out two. The Irish scattered five hits off of the senior.

Jody Valdivia (2-5) was given the hook after 2.1 innings, allowing five earned runs on five hits. Brittney Bargar gave up the other five - all unearned.

RECORD WHEN...

Total.....	35-17	Opp. scores first.....	11-8
Conference.....	12-12	After 4 leading.....	27-4
Non-Conf.....	23-5	After 4 trailing.....	4-11
Home.....	21-5	After 4 tied.....	4-2
Away.....	4-8	After 5 leading.....	21-1
Neutral.....	10-4	After 5 trailing.....	2-13
Day.....	22-8	After 5 tied.....	4-3
Night.....	13-9	After 6 leading.....	18-0
vs Left.....	2-1	After 6 trailing.....	1-15
vs Right.....	33-16	After 6 tied.....	2-2
1-Run games.....	3-4	Hit 0 home runs.....	7-9
2-Run games.....	8-3	Hit 1 home run.....	10-2
5+Run games.....	22-4	Hit 2+ home runs.....	18-6
Extra inns.....	2-1	Opponent 0 home runs.....	24-5
Shutouts.....	15-4	Opponent 1 home run.....	9-4
Scoring 0-2 runs.....	1-8	Opponent 2+ HRs.....	2-8
Scoring 3-5 runs.....	11-4	Made 0 errors.....	27-6
Scoring 6-9 runs.....	20-4	Made 1 error.....	6-5
Scoring 10+ runs.....	3-1	Made 2+ errors.....	2-6
Opponent 0-2 runs.....	27-2	Opp. made 0 errors.....	4-6
Opponent 3-5 runs.....	6-5	Opp. made 1 error.....	11-6
Opponent 6-9 runs.....	20-5	Opp. made 2+ errors.....	20-5
Opponent 10+ runs.....	0-4	Out-hit opponent.....	29-4
Scored in 1st inning.....	13-7	Out-hit by opponent.....	3-11
Scores first.....	24-9	Hits are tied.....	3-2

TEAM GAME HIGHS

Batting

At bats:	35	Oregon (Apr 29, 2012)
Runs scored:	14	North Dakota (Feb 17, 2012)
Hits:	15	Oregon State (May 10, 2012)
RBI:	12	North Dakota (Feb 17, 2012)
	12	Oregon State (May 10, 2012)
Doubles:	5	Col. of Charleston (Mar 02, 2012)
Triples:	1	Stanford (Mar 30, 2012)
Home runs:	5	New Mexico (Apr 18, 2012)
Total bases:	26	Oregon State (May 10, 2012)
Walks:	9	Long Beach State (Feb 26, 2012)
Strikeouts:	10	Texas A&M (Feb 11, 2012)
	10	California (Apr 13, 2012)
Sac hits:	4	Texas A&M (Feb 11, 2012)
Sac flies:	1	(7 times)
Stolen bases:	6	Col. of Charleston (Mar 04, 2012)
Hit by pitch:	4	UC Davis (Mar 16, 2012)
Caught Stealing:	1	(4 times)
Runners LOB:	12	Long Beach State (Feb 26, 2012)
Hit into DP:	2	Syracuse (Feb 25, 2012)

Fielding

Putouts:	24	San Diego State (Mar 28, 2012)
	24	Oregon (Apr 29, 2012)
Assists:	13	Washington (Apr 05, 2012)
Errors:	5	Oregon (Apr 28, 2012)
Passed balls:		(four times)
DPs turned:	2	Western Kentucky (Feb 18, 2012)

Pitching

Innings pitched:	8.0	San Diego State (Mar 28, 2012)
	8.0	Oregon (Apr 29, 2012)
Runs allowed:	12	Oregon (Apr 28, 2012)
Earned runs:	11	Oregon (Apr 28, 2012)
Walks allowed:	10	Arizona State (Mar 24, 2012)
Strikeouts:	12	Col. of Charleston (Mar 02, 2012)
Hits allowed:	13	Oregon (Apr 28, 2012)
	13	Oregon (Apr 27, 2012)
Doubles allowed:	3	Oregon (Apr 27, 2012)
Triples allowed:	1	San Diego State (Mar 28, 2012)
	1	Stanford (Mar 31, 2012)
	1	Washington (Apr 05, 2012)
Homers allowed:	3	New Mexico State (Mar 21, 2012)
Wild pitches:	3	CSUN (Feb 12, 2012)
Hit batters:	2	Georgia (Feb 23, 2012)
	2	Washington (Apr 05, 2012)
	2	California (Apr 15, 2012)

Brittany Lastrapes led off the game with a single up the middle. After Kristen Arriola walked and Jenae Leles struck out, Chambers took the third pitch she saw over the right centerfield fence to open up a 3-0 margin.

In the Notre Dame (8-9) half, Heather Johnson laced a two-out double off the centerfield wall to score leadoff hitter Sadie Pitzenberger, who got on with a base hit. The RBI knock put the Irish on the board, 3-1.

Kemp led off the second with her second jack of the year, after changing bats midway through her turn at the dish. The towering blast to right centerfield gave Arizona the three-run cushion it had established the inning earlier, 4-1.

Chambers blasted another one to lead off the UA (26-6) third. It was her 19th homer and 66th RBI of the year. After Valdivia issued a walk to Lini Korja, she was given the hook in favor of Bargar, who induced a flyout and groundout to end the half with Arizona up 5-1.

Her next time up, Chambers was intentionally walked to load the bases with two outs after a base hit and an error. After a wild pitch scored Arriola, Banister made the Irish pay for the IBB with her sixth home run of the season to left center - a three-run shot that widened the margin to 9-1. Laine Roth added an RBI single to cap the scoring.

Arizona loaded them up again with two outs in the fifth when Chambers walked for the second time, but Banister grounded out to end the threat.

NEXT WEEK: The winner of the Tucson Regional moves to the Super Regional round where it will meet the winner of the Norman Regional. Should the top seeds hold, Arizona will meet Oklahoma for the second straight season in the Super Regionals, this time in Norman.

STARING AT THE STATS: Arizona has 17 regular-season losses, tied for the most losses in Mike Candrea's tenure. The 1989 team (48-19) also lost 17 regular-season contests ... The Cats have won at least 40 games a year since 1986 (27-13-1, Candrea's first year, and have some work to do to keep it going ... UA pitchers appear destined to give up 200 walks for only the second time after the program-high 234 a year ago. They hit the 300-strikeouts plateau for the 15th consecutive year in Westwood. There was an 11-year string of 400+ Ks (1998-2008) including seven years above 500 and three above 600 ... Lini Korja has drawn 119 bases on balls in her career, putting her sixth on the Arizona all-time list. Jenae Leles (2006-09) is No. 5 with 132 ... Korja's 61 home runs are No. 5 on the Arizona chart behind sluggers Stacie Chambers (87), Laura Espinoza and Leah Braatz (85 each) and Jenny Dalton (76) ... Brigitte Del Ponte, in just three years, is one shy of the Arizona top 10 for career doubles. She has 45 and Kristie Fox is No. 10 with 46 ...

FREE BASES: Arizona has struggled all season by allowing free bases to the opposition, with bases on balls being the most frequent reason. Here's a breakdown of Arizona's final nine games of the regular season:
4/27-5/6 (6 games): 50 free bases (35 BB, 5 HBP, 10 E)
5/10-5/12 (3 games): 8 free bases (3 BB, 3 HBP, 2 E)

FINAL PAC-12 STANDINGS

Team	Pac-12	Overall
1. California	21-3	50-4
2. Arizona State	18-4	46-7
3. Oregon	13-9	39-15
4. UCLA	12-12	36-18
ARIZONA	12-12	35-17
6. Stanford	11-13	38-17
7. Oregon State	9-14	34-21
8. Washington	7-16	36-17
9. Utah	2-22	28-28

USA TODAY/NFCA TOP 25

Rank	Team	Record	Totals	Last Poll
1	California (30)	50-4	750	1
2	Arizona St.	46-7	705	2
3	Alabama	50-7	700	3
4	Oklahoma	45-8	662	4
5	Tennessee	46-10	614	5
6	Florida	46-11	591	7
7	La.-Lafayette	49-4	562	6
8	Texas	42-10	538	8
9	Louisville	53-3	509	9
10	Missouri	43-12	475	10
11	Georgia	41-15	448	11
12	Oregon	39-15	427	13
13	Hawai'i	44-7	377	11
14	Texas A&M	39-16	354	16
15	UCLA	36-18	335	14
16	Stanford	38-17	309	15
17	ARIZONA	35-17	284	17
18	Washington	36-17	243	18
19	USF	45-11	189	19
20	Florida St.	46-14	161	20
21	Michigan	39-15	141	22
22	North Carolina	41-13	135	21
23	Baylor	33-20	70	23
24	Texas Tech	40-15	65	25
25	Syracuse	40-14	30	24

ESPN.COM/USA SOFTBALL TOP 25

Rank	Team	Record	Totals	Last Poll
1.	California (20)	50-4	500	1
2.	Arizona State	46-7	469	2
3.	Alabama	50-7	466	3
4.	Oklahoma	45-8	443	4
5.	Tennessee	46-10	409	5
6.	Florida	46-11	397	7
7.	Louisville	53-3	348	8
8.	Texas	42-10	339	10
9.	Missouri	43-12	338	9
10.	La.-Lafayette	49-4	336	6
11.	Georgia	41-15	302	11
12.	Oregon	39-15	297	12
13.	Texas A&M	39-16	275	14
14.	UCLA	36-18	227	15
15.	ARIZONA	35-17	222	16
16.	Hawaii	44-7	212	13
17.	Stanford	38-17	159	17
18.	Washington	36-17	140	18
19.	Michigan	39-15	96	23
20.	Florida State	46-14	94	19
21.	North Carolina	41-13	84	21
22.	South Florida	45-11	79	20
23.	Texas Tech	40-15	70	22
24.	Oregon State	34-21	41	24
25.	Tulsa	41-12	35	NR

ARIZONA IN THE RANKINGS

Week	NFCA	USA	Week	NFCA	USA
Pre	8	8	8	17	16
1	16	16	9	13	13
2	15	16	10	13	12
3	15	14	11	13	11
4	13	13	12	15	13
5	13	13	13	17	16
6	14	13	14	17	15
7	19	17			

ALL-TIME TOP-10 (Season)

DOUBLES

	2B	Year
1. Brigette Del Ponte	23	2011
2. Leah O'Brien	21	1995
Lovianne Jung	21	2003
4. K'Lee Arredondo	19	2008
Brittany Lastrapes	19	2009
6. Jenny Dalton	18	1994
7. Five tied	17	
Brigette Del Ponte	14	2012

HOME RUNS

	HR	Year
1. Laura Espinoza rh	37	1995
2. Stacie Chambers lh	31	2009
3. Laura Espinoza rh	30	1994
4. Jenny Dalton rh	28	1995
5. Jenny Dalton rh	25	1996
Leah Braatz rh	25	1998
Toni Mascarenas rh	25	2001
Lovianne Jung rh	25	2003
9. Jenae Leles rh	23	2009
10. Five tied	21	
Shelby Pendley	18	2012

RUNS BATTED IN

	RBI	Year
1. Laura Espinoza	128	1995
2. Jenny Dalton	109	1996
3. Leah Braatz	100	1998
4. Jenny Dalton	98	1995
5. Leticia Pineda	96	1996
Stacie Chambers	96	2009
7. Laura Espinoza	95	1994
8. Jenny Dalton	91	1994
9. Toni Mascarenas	84	2001
10. Brigette Del Ponte	80	2010
Shelby Pendley	53	2012

WALKS

	BB	Year
1. Jenny Dalton	64	1996
2. Stacie Chambers	62	2010
3. Jenny Dalton	59	1995
4. Lovianne Jung	55	2003
5. Leah Braatz	53	1998
6. Leah Braatz	45	1997
7. Leah Braatz	44	1995
Lovianne Jung	44	2002
9. Leneah Manuma	41	2002
Jenae Leles	41	2009
Jessica Spigner	29	2012

VICTORIES

	W-L	Year
1. Taryne Mowatt	42-12	2007
2. Alicia Hollowell	41-4	2004
3. Alicia Hollowell	40-5	2003
4. Kenzie Fowler	38-9	2010
5. Nancy Evans	36-2	1997
Nancy Evans	36-2	1998
7. Carrie Dolan	35-6	1996
8. Jennie Finch	34-6	2002
9. Susie Parra	33-1	1994
Carrie Dolan	33-2	1995
Shelby Babcock	19-9	2012

STRIKEOUTS

	SO	Year
1. Taryne Mowatt	522	2007
2. Alicia Hollowell	508	2004
3. Alicia Hollowell	446	2005
4. Alicia Hollowell	420	2006
5. Taryne Mowatt	413	2008
6. Alicia Hollowell	394	2003
7. Kenzie Fowler	371	2010
8. Jennie Finch	366	2002
9. Becky Lemke	314	2000
10. Jennie Finch	279	2001
Kenzie Fowler	172	

PLAYER NOTES

Karissa Buchanan: Was named Pac-12 Player of the Week after going 8-for-10 (.800) with three stolen bases and an RBI in her final regular season series of her career against Oregon State. After an underwhelming start to the season, Buchanan has come on strong. The senior has had a hit in 12 of Arizona's last 15 games and is batting .463 in that span. The game prior to the beginning of the 15-game stretch, Buchanan's average bottomed out at .242 on April 10.

Shelby Pendley: Has 18 home runs on the season, but is homerless in her last five games. The figure is already good for t19th on Arizona's all-time list. Pendley needs four more to break the freshman homer record, set by Brigette Del Ponte (21) in 2010.

Brigette Del Ponte: Hit a pair of home runs against Oregon State, including a walkoff, two-run blast in game three. Del Ponte's extra-base power has helped her to 29 extra base hits (14 2B, 1 3B, 14 HR) while she has hit just 21 singles on the season. For her career, Del Ponte has 98 XBH (45 2B, 1 3B, 52 HR) and only 73 singles. Just a junior, Del Ponte is already on the career top-10 list in home runs with 50. Additionally, Del Ponte, who set the single-season record with 23 doubles in 2011, is one shy of breaking the top-10 in two-baggers as well.

LEARNING QUICKLY: Arizona has four freshmen in its starting lineup and all four have been imperative to the Wildcats' offensive success. First-year players Hallie Wilson (.355) and Shelby Pendley (.346) lead the team in batting average. Chelsea Suitos' .317 mark and Chelsea Goodacre's .260 average aren't too shabby either. The last time a freshman led Arizona in batting average was in 2008 when Brittany Lastrapes paced the Cats at .364.

MAKING THE PLAYS: The Wildcats boast a fielding percentage of .978, which would be tied for third best in school history if kept up. Only two other clubs fielded better than the current Cats for a whole season: the 2001 National Champions (.981) and the 1995 squad (.979). That said, the Wildcats have had trouble on that side of the ball recently. The Cats have committed 12 errors in the past nine games. That is more than half of the total errors Arizona had in the previous 43 games (19). Still, UA has committed only 31 total errors on the season, which is on track to beat the 2001 program-low of 34 errors committed.

SUCCESSFUL SWIPES: Arizona has collected 50 stolen bases on 54 attempts this season, a 93% success rate. The 50 swipes are already more than the last four seasons when the Cats stole 37 bases in 2011, 36 in 2010, 29 in 2009 and 43 in 2008. Fifty will not touch the school record of 136 set in 1998, but still a high number in the current context. The only four caught-stealings has the potential to set a Wildcat record for fewest CS's. The 2009 (29-for-36) and 1986 (11-for-18) squads were each caught seven times. The four runners caught stealing are best in the conference. No Wildcat has been caught more than once on the year. Karissa Buchanan (19-for-19) leads the team and is tied for third in the conference.

HEATING UP: In the last five weeks of the season, Arizona has averaged nine hits per game, including seven double-digit hit games. This came on the heels of a March lull when Arizona went 16 games without cracking double-digit hits and averaged 6.5 hits per game.

ALL-TIME TOP-10 (Career)

DOUBLES

	2B	Years
1. Brittany Lastrapes	66	08-11
2. Leah Braatz	59	94-98
3. Toni Mascarenas	55	98-01
4. Leah O'Brien	53	93-97
5. Laura Espinoza	52	92-95
6. Jenny Dalton	51	93-96
Nancy Evans	51	94-98
8. Alison McCutcheon	49	95-98
9. M. Vandergeest	48	01-04
10. Kristie Fox	46	04-07
Brigette Del Ponte	45	10-12

HOME RUNS

	HR	Year
1. Stacie Chambers lh	87	08-11
2. Laura Espinoza rh	85	92-95
Leah Braatz rh	85	94-98
4. Jenny Dalton rh	76	93-96
5. LINI KORIA rh	61	09-12
6. M. Vandergeest rh	59	01-04
7. Jenae Leles rh	57	06-09
8. Leticia Pineda rh	52	95-98
Jackie Coburn rh	52	02-05
BRIGETTE DEL PONTE rh	52	10-12
Kristen Arriola	28	09-12

RUNS BATTED IN

	RBI	Years
1. Jenny Dalton	328	93-96
2. Leah Braatz	322	94-98
3. Laura Espinoza	314	92-95
4. Stacie Chambers	293	08-11
5. M. Vandergeest	248	01-04
6. Toni Mascarenas	245	98-01
7. Leticia Pineda	240	95-98
8. Kristie Fox	230	04-07
9. Brittany Lastrapes	199	08-11
10. Jennie Finch	195	99-01
Brigette Del Ponte	190	10-12

WALKS

	BB	Year
1. Jenny Dalton	178	93-96
2. Leah Braatz	173	94-98
3. Stacie Chambers	158	08-11
4. Brittany Lastrapes	137	08-11
5. Jenae Leles	132	06-09
6. LINI KORIA	119	09-12
7. M. Vandergeest	116	01-04
8. Nancy Evans	112	94-98
9. Toni Mascarenas	111	98-01
10. Jennie Finch	105	99-02
Kristen Arriola	86	09-12

VICTORIES

	W-L	Years
1. Alicia Hollowell	134-23	03-06
2. Nancy Evans	124-8	94-98
3. Jennie Finch	119-16	99-02
4. Carrie Dolan	103-13	94-97
5. Becky Lemke	103-19	98-01
6. Susie Parra	101-9	91-94
7. Taryne Mowatt	100-33	05-08
8. KENZIE FOWLER	78-26	10-12
9. Teresa Cherry	71-33	85-88
10. Debby Day	62-13	91-92
Shelby Babcock	36-17	11-12

STRIKEOUTS

	SO	Years
1. Alicia Hollowell	1,768	03-06
2. Taryne Mowatt	1,267	05-08
3. Jennie Finch	1,028	99-01
4. Becky Lemke	916	98-01
5. Susie Parra	874	91-94
6. KENZIE FOWLER	786	10-12
7. Nancy Evans	733	94-98
8. Jenny Gladding	358	01-02
9. Pam Stone	343	82-84
10. Debby Day	334	91-92
Shelby Babcock	264	11-12

PLAYER AWARDS, by player

KRISTEN ARRIOLA

2011
All-Pac-10 (Honorable Mention)
2009
Pac-10 All-Freshman
C.A.T.S. Student-Athlete of the Month (October, 2008)

SHELBY BABCOCK

2012
Pac-12 Pitcher of the Week (4/9-4/15)
2011
Pac-10 All-Freshman

KARISSA BUCHANAN

2012
Pac-12 Player of the Week (5/7-5/13)
2010
All-WCWS
2009
Pac-10 All-Freshman (Honorable Mention)

BRIGETTE DEL PONTE

2012
All-Pac-12 (Second Team)
Pac-12 Player of the Week (2/20-2/26)
USA Softball Player of the Year Watchlist (50 Players)
2011
NFCA All-American (Second Team)
USA Softball National Team Selection Camp Invitee
NFCA All-West Region (First Team)
All-Pac-10 (First Team)
Pac-10 Player of the Week (3/21-3/27)
2010
All-Pac-10 (Second Team)
Pac-10 All-Freshman
NFCA All-West Region (Second Team)
Pac-10 Player of the Week (3/1-3/7)

KENZIE FOWLER

2012
USA Softball Player of the Year Watchlist (50 Players)
2011
NFCA All-American (Second Team)
Pac-10 All-Academic (Honorable Mention)
NFCA All-West Region (First Team)
All-Pac-10 (Second Team)
USA Softball Player of the Year Finalist (25 Players)
USA Softball Player of the Week (3/28-4/3)
Pac-10 Player of the Week (3/28-4/3)
USA Softball Player of the Year Watchlist (50 Players)
ESPN Preseason All-American
2010
NFCA All-American (First Team)
All-WCWS
All-Pac-10 (First Team)
Pac-10 All-Freshman
NFCA All-West Region (First Team)
NFCA Player of the Week (3/8-3/15)
Pac-10 Pitcher of the Week (3/8-3/15)
USA Softball Player of the Week (4/15-4/22)
Pac-10 Pitcher of the Week (4/15-4/22)
USA Softball Player of the Year Finalist (10 Players)
USA Softball Player of the Year Finalist (25 Players)

CHELSEA GOODACRE

2012
Pac-12 All-Freshman (Honorable Mention)

BAILLIE KIRKER

2010
Pac-10 All-Freshman (Honorable Mention)

RECENTLY RELEASED

FOUR CATS NAMED ALL-PAC-12

Four Wildcats were members of the All-Pac-12 first or second teams, as announced by the conference Wednesday. Shelby Pendley was awarded first-team all-conference and Brigette Del Ponte, Hallie Wilson and Lini Koria were named to the second team.

Jessica Spigner was named all-Pac-12 Honorable Mention in her first year with the conference.

Pendley and Wilson were also named to the conference's all-freshman team. Chelsea Goodacre and Chelsea Suitos received honorable mention citations for first-year-players.

Cal's Valerie Arioto was named Player of the Year, Cal's Jolene Henderson earned Pitcher of the Year, UCLA's Stephany LaRosa was selected as Freshman of the Year, Stanford's Ashley Hansen was named Defensive Player of the Year, Cal's Diane Ninemire was selected as Coach of the Year and ASU's Katelyn Boyd earned the Pac-12 Batting Champion.

BUCHANAN NAMED PAC-12 PLAYER OF THE WEEK

Senior Karissa Buchanan saved her best performance for last as she earned her first career conference Player of the Week award in her final regular season series. Buchanan was named Pac-12 Player of the Week for the week of May 7-13 for her efforts against Oregon State.

Buchanan batted .800 (8-for-10) in Arizona's series victory over Oregon State in the senior's final regular season home series in her career. The Tucson native had an RBI and three runs scored in the series; Arizona won games one and three 12-4 (6 innings) and 3-1, respectively and dropped game two 4-0.

The senior saved one of her best career games for her last. In her 200th career start on Saturday's regular season finale, Buchanan recorded a season-high four hits (4-for-4) with a career-high-tying three stolen bases on three attempts.

PENDLEY NAMED FEMALE FRESHMAN OF YEAR

Shelby Pendley, along with Manon Gidali (women's golf), was named the athletic department's Female Freshman Student Athlete of the Year at the annual C.A.T.S. banquet, held Monday, April 23.

Pendley leads the team in home runs (17) and RBI (45), which rank sixth and 27th nationally. She also leads the team in batting average (.357), total bases (103), slugging percentage (.817). She plays phenomenal defense at shortstop where she is second on the team in assists (86) and has 11 multi-hit and multi-RBI games. Among Pac-12 players, she ranks fifth in RBI and second in home runs.

BABCOCK NAMED PAC-12 PITCHER OF THE WEEK

Arizona Softball sophomore pitcher Shelby Babcock has been named the Pac-12 Pitcher of the week, the conference announced Monday.

The sophomore's three-hit domination of California on Saturday earned the pitcher her first weekly conference accolade.

Babcock posted a 1.78 ERA while going 2-0 in four appearances as the Wildcats finished the week 4-2, sweeping Utah and taking one game from top-ranked California. Babcock pitched 19.2 innings, struck out 13 and allowed only five runs on 11 hits while limiting opponents to a .162 clip against her. In the win over Cal, she allowed only three hits with six strikeouts in a complete game effort.

PLAYER AWARDS, by player (cont.)

LINI KORIA

2012
All-Pac-12 (Second Team)
2011
All-Pac-10 (Honorable Mention)
2010
All-Pac-10 (Honorable Mention)
Pac-10 Player of the Week (5/3-5/9)
2009
All-Pac-10 (Honorable Mention)
Pac-10 All-Freshman

ALEX LAVINE

2011
Pac-10 All-Freshman (Honorable Mention)

SHELBY PENDLEY

2012
All-Pac-12 (First Team)
Pac-12 All-Freshman
Co-Female Freshman of the Year, C.A.T.S.

JESSICA SPIGNER

2012
All-Pac-12 (Honorable Mention)

CHELSEA SUITOS

2012
Pac-12 All-Freshman (Honorable Mention)


HALLIE WILSON

2012
All-Pac-12 (Second Team)
Pac-12 All-Freshman

HEAD COACH MIKE CANDREA

2011 U.S. Olympic Achievement Award
2009 Central Arizona College Hall of Fame
2008 Silver medalist, U.S. Softball Team head coach, Beijing Olympics
2007 Pac-10 Coach of the Year
2007 NFCA Coaching Staff of the Year
2004 USOC Olympic Shield award
2004 USOC Coach of the Year
2004 Gold medalist, U.S. Softball Team head coach, Athens Olympics
2003 Pac-10 Coach of the Year
2002 Pac-10 Coach of the Year
2001 Pac-10 Coach of the Year
2000 Pac-10 Coach of the Year
1999 University of Arizona Honorary Alumnus Degree
1998 Pac-10 Coach of the Year
1997 NFCA Division I Coach of the Year
1997 Pacific Region Coach of the Year
1997 Pac-10 Coach of the Year
1996 NFCA Division I Coach of the Year
1996 NFCA Hall of Fame election
1995 Pacific Region Coach of the Year
1994 NSCA Division I Coach of the Year
1994 Pacific Region Coach of the Year
1994 Pac-10 Coach of the Year
1988 Northwest Region Coach of the Year
1986 Pacific-West Co-Coach of the Year
1985 NJCAA Coach of the Year
1984 NJCAA Coach of the Year

KRISTEN ARRIOLA – #5 (Air-ee-OH-la)



5-5, Senior, 3L
Second Base
Bats – R, Throws – R
Hometown: Garden Grove, Calif.

One of Arizona's most consistent hitters with a knack for getting clutch hits in key at-bats ... A solid contact hitter with extra base power ... Hit a grand slam and drew five walks at the Hillenbrand Invitational while batting .364 in the five games.

Hitting Streaks:

Current: 1 game (1x3, 2B, .333)
Season long: 5 games (3/23-3/28)
Career long: 9 games (2010; Sophomore: 3/20-4/7)


Season Highs:

Hits: 2, 5x (Last: UCLA, May 6)
Home runs: 1, 8x (Last: Oregon State, May 10)
Total bases: 6 (Oregon State, May 10)
RBI: 4, 2x (Last: College of Charleston, Mar 2)

Career Highs:

Hits: 3, 3x (Last: Cal State Northridge, Mar 25, 2011)
Home runs: 2 (UTEP, Mar 04, 2009)
Total bases: 8 (UTEP, Mar 04, 2009)
RBI: 6 (UTEP, Mar 04, 2009)

SHELBY BABCOCK - #12



5-10, Sophomore, 1L
Pitcher
Bats – R, Throws – R
Hometown: Broomfield, Colo.

A power pitcher with pitching experience that outdates her one year of collegiate eligibility ... A hard-throwing righty ... Pitched one of the best weeks of her career, going 2-1 with a 1.84 ERA at the Cathedral City Classic. The sophomore posted a K/BB ratio of 20/9 in 19 innings pitched while allowing 15 hits ... Pitched her first career no-hitter against College of Charleston (3/3). Babcock was one walk away from perfection in the five-inning no-no. The sophomore struck out six of the 16 batters she faced ... Allowed just four base-runners and no runs in Arizona's six inning victory over UC Davis ... Posted a 1.11 ERA while going 3-1 against San Diego State and Stanford. Babcock's three-hitter in Sunday's Stanford finale ranks among the best games in her career ... Named Pac-12 Pitcher of the Week after posting a 1.78 ERA while going 2-0 in four appearances as the Wildcats finished the week 4-2, sweeping Utah and taking one game from top-ranked California. Babcock pitched 19.2 innings, struck out 13 and allowed only five runs on 11 hits while limiting opponents to a .162 clip against her. In the win over Cal, she allowed only three hits with six strikeouts in a complete game effort.

Season Highs:

Strikeouts: 9, 2x (Last: Oregon State, May 12)

Career Highs:

Strikeouts: 9, 2x (Last: Oregon State, May 12, 2012)

NICOLE BRYAN – #00



5-6, RS Senior, 1L
Outfield
Bats – L, Throws – R
Hometown: Tucson, Ariz.

A slapper with abundant speed ... A very good offensive weapon ... Will be used off the bench in pinch hitting and pinch running situations and likely see time in right field ... Entered the Oregon series with two hits on the season and then collected three against the Ducks. Filling in for an ill Kristen Arriola, Bryan went 3-for-6 with two runs scored and an RBI.

Hitting Streaks:

Current: N/A
Season long: 3 games (4/18-4/29)
Career long: 3 games (2012; Senior: 4/18-4/29)

Season Highs:

Hits: 2 (Oregon, Apr 28)
Home runs: N/A
Total bases: 1, 2x (New Mexico State, Apr 18)
RBI: 1, 2x (Last: Oregon, Apr 29)

Career Highs:

Hits: 2, 4x (Last: vs Oregon, Apr 28, 2012)
Home runs: N/A
Total bases: 4 (Arizona State, Apr 22, 2011)
RBI: 2 (Washington, Apr 16, 2011)

KARISSA BUCHANAN – #15 (Byoo-CAN-in)



5-5, Senior, 3L
Outfield
Bats – L, Throws – R
Hometown: Tucson, Ariz.

Fast slapper and very consistent performer ... An on-base specialist who has helped bring production to the bottom of the order ... The team's fastest player ... Uses her speed to help make difficult plays defensively, turning her into quite an asset as a corner outfielder ... Missed seven games (March 24-April 1) because of a concussions sustained at ASU (3/23) ... Drew three walks, including an RBI walk in game three vs. UW, to help her to an on-base percentage of .500 vs. the Huskies. Also stole a base in her only attempt ... Awarded Pac-12 Player of the Week (5/7-5/13) for her efforts against Oregon State where she went 8-10 with three stolen bases and a RBI.

Hitting Streaks:

Current: 3 games (8x10, .800, RBI, 3 R, 3 SB)
Season long: 4 games (2/9-2/11)
Career long: 12 games (2011; Junior: 3/12-3/27)

Season Highs:

Hits: 4 (Oregon State, May 12)
Home runs: N/A
Total bases: 4 (Oregon State, May 12)
RBI: 1, 5x (Last: Oregon State, May 10)

Career Highs:

Hits: 4 (Oregon State, May 12, 2012)
Home runs: N/A
Total bases: 6 (Oregon, Apr 30, 2011)
RBI: 2, 8x (Last: Texas Tech, May 22, 2011)

SAM DAVIS – #88



5-10, Freshman, HS
Third Base
Bats – L, Throws – R
Hometown: Scottsdale, Ariz.

An under-the-radar recruit who will back up third base ... Very quick and athletic ... Will be used in a plethora of pinch-running situations.

Hitting Streaks:

Current: N/A
Season long: N/A
Career long: *Same*

Season Highs:

Hits: N/A
Home runs: N/A
Total bases: N/A
RBI: N/A

Career Highs:

Hits: *Same*
Home runs: *Same*
Total bases: *Same*
RBI: *Same*

BRIGETTE DEL PONTE – #4 (Del PON-tee)



5-3, Junior, 2L
Infield
Bats – R, Throws – R
Hometown: Peoria, Ariz.

Awarded all-Pac-12 second team ... Named to the 2012 USA Softball Player of the Year Watchlist ... An extra-base hit waiting to happen ... An RBI machine ... A very aggressive defender at the hot corner where she is very solid with the glove ... Homered twice and drove in six runs while batting .381 at the Kajikawa Classic and played well defensively ... Earned Pac-12 Player of the Week (2/20-2/26) for her dominance of the Cathedral City Classic. The junior hit .571 with a double, two home runs and eight RBI. Del Ponte slugged 1.071 and posted an OBP of .632 on the weekend ... Had four doubles in eight at-bats while driving in four runs against College of Charleston. Del Ponte hit .625 and slugged 1.125 in the three games ... Had five hits against San Diego State and Stanford without stopping at first or second base. Del Ponte had four home runs and a triple while driving in 10 runs in the five contests ... Went 5-for-10 with a homer, a double, three RBI and four runs scored against UCLA.

Hitting Streaks:

Current: 1 game (1x4, HR, 2 RBI)
Season long: 6 games (2/24-3/3)
Career long: 11 games (2011; Sophomore: 3/17-4/8)

Season Highs:

Hits: 3, 3x (Last: Utah, Apr 10)
Home runs: 2, 2x (Last: Stanford, Mar 31)
Total bases: 8, 2x (Last: Stanford, Mar 31)
RBI: 5(San Diego State, Mar 27)

Career Highs:

Hits: 3, 4x (Last: Utah, Apr 10)
Home runs: 2, 2x (Last: Washington, Apr 16, 2011)
Total bases: 8, 4x (Last: Stanford, Mar 31, 2012)
RBI: 7 (at California, Apr 30, 2010)

KENZIE FOWLER – #19




5-11, Junior, 2L
Pitcher
Bats – R, Throws – R
Hometown: Tucson, Ariz.

Named to the 2012 USA Softball Player of the Year Watchlist ... At times one of the nation's best pitchers ... A power pitcher who dominates hitters with a combination of speed and great stuff ... A two time All-American ... A streaky pitcher who can be unhittable at times ... Battled through injuries in each of her first two years with the program ... Looked good in her first extended action of the season, picking up a pair of victories at the Hil-lenbrand Invitational. K-Fowl struck out 19 batters in 14 innings pitched ... Did not allow a run to cross the plate in 21 innings of work at the Cathedral City Classic. Fowler recorded complete-game shutouts of Fresno State, Oklahoma State and Syracuse and picked up a save vs. Fordham ... Allowed three hits in 12 innings pitched while not allowing College of Charleston to cross the plate on the weekend. Fowler struck out 20 batters, including a season-high 12 in five innings (3/2) ... Was perfect through three innings vs. Iowa and allowed only one run on three hits while striking out nine Hawkeyes. The run allowed was her first given up in 38 innings.

Season Highs:
Strikeouts: 12 (College of Charleston, Mar 2)

Career Highs:
Strikeouts: 18 (vs Northwestern, Feb 13, 2010)

CHELSEA GOODACRE – #77



5-4, Freshman, HS
Catcher
Bats – L, Throws – R
Hometown: Temecula, Calif.


A Pac-12 all-Freshman honorable mention selection ... A left-handed hitter with a lot of pop ... Carries a strong passion for the game and is a very hard worker ... Will split time behind the plate with Lini Koría ... Made great contact and slugged .647 at the Cathedral City Classic. The freshman hit home runs in consecutive at-bats against Oklahoma State, a game in which she notched a career-high three RBI.

Hitting Streaks:
Current: N/A
Season long: 5 games (4/7-4/14)
Career long: *Same*

Season Highs:
Hits: 3 (California, Apr 14)
Home runs: 2 (Oklahoma State State, Feb 24)
Total bases: 8 (Oklahoma State State, Feb 24)
RBI: 3 (Oklahoma State State, Feb 24)

Career Highs:
Hits: *Same*
Home runs: *Same*
Total bases: *Same*
RBI: *Same*

BAILLIE KIRKER – #2 (BAY-lee KERR-kerr)



5-6, Junior, 2L
First Base
Bats – R, Throws – R
Hometown: La Crescenta, Calif.

A batter with power who has struggled to hit for average in her first two seasons ... Has shown outbursts of potential and a new season could lead to the manifestation of such ... Very solid defensively.

Hitting Streaks:
Current: N/A
Season long: 2 games (3/2-3/3)
Career long: 4 games (2010; Freshman: 3/7-3/12)

Season Highs:
Hits: 1, 4x (Last: Stanford, Apr 1)
Home runs: 1 (Stanford, Mar 31)
Total bases: 4, 2x (Stanford, Mar 31)
RBI: 4 (Stanford, Mar 31)

Career Highs:
Hits: 3, 2x (Last: St. Johns, Mar 07, 2010)
Home runs: 2, 2x (Last: Washington, Apr 16, 2011)
Total bases: 8, 2x (Last: Washington, Apr 16, 2011)
RBI: 7, (at California, Apr 30, 2010)

LINI KORIA – #90 (LEE-knee Ko-REE-uh)



5-5, Senior, 3L
Catcher/Infield
Bats – R, Throws – R
Hometown: Carson, Calif.

Named to the all-Pac-12 second team ... A power hitter who figures to leave Arizona as one of the program's top bombers ... Has nailed 61 home runs in her career, fifth best in school history ... A useful utility player who has spent most of her time as the designated player, but has also seen time behind the plate, at first base and in right field ... Batted .533 with five extra-base hits at the Kajikawa Classic, including a three-homer output against Nebraska to tie a school record ... Batted .692 and had an on-base percentage of .765 while going 9-for-12 at plate with two doubles and one home run in the Hillenbrand Invitational ... Went 2-for-5 in the Judi Garman Classic, including a monster home run against Iowa ... Went 6-for-11 against Oregon with three home runs, seven RBI and a double in the series.

Hitting Streaks:

Current: N/A
Season long: 8 games (2/11-2/23)
Career long: 11 games (2009; Freshman: 3/7-3/18)

Season Highs:

Hits: 3, 3x (Last: North Dakota, Feb 17)
Home runs: 3 (Nebraska, Feb 10)
Total bases: 12 (Nebraska, Feb 10)
RBI: 4 (Nebraska, Feb 10)

Career Highs:

Hits: 4 (Kennesaw State, Feb 19, 2011)
Home runs: 3 (Nebraska, Feb 10, 2012)
Total bases: 12 (Nebraska, Feb 10, 2012)
RBI: 6 (UTEP, Mar 04, 2009)

ALEX LAVINE - #7 (Luh-VEEN)



5-4, Sophomore, 1L
Shortstop
Bats – R, Throws – R
Hometown: Glendale, Ariz.

A solid all-around player with a bit of pop in her bat ... One of Arizona's hardest working players ... A valuable utility player with the ability to play the left side of infield as well as the outfield if necessary ... Against San Diego State (3/28), batted with two out and runners on first and second trailing by three runs in the seventh. Lavine took an 0-2 pitch beyond the left field fence to tie the game at six. It was the sophomore's second hit of the season and her fourth career home run.

Hitting Streaks:

Current: N/A
Season long: Current
Career long: 3 games (2011; Freshman: 3/15-3/17)


Season Highs:

Hits: 1, 3x (Last: Oregon, Apr 29)
Home runs: 1 (San Diego State, Mar 28)
Total bases: 4 (San Diego State, Mar 28)
RBI: 3 (San Diego State, Mar 28)

Career Highs:

Hits: 2, 6x (Last: New Mexico State, May 21, 2011)
Home runs: 1, 4x (Last: San Diego State, Mar 28, 2012)
Total bases: 7 (vs San Jose State, Mar 19, 2011)
RBI: 3, 2x (San Diego State, Mar 28, 2012)

SHELBY PENDLEY – #21



5-7, Freshman, HS
Shortstop
Bats – L, Throws – R
Hometown: Rio Rancho, N.M.

Arizona's lone selection to the all-Pac-12 first team ... Athletic and strong ... Hits with power ... Five of her six Kajikawa hits went for extra bases, including a team-high tying three home runs. The freshman also played stellar defense, making a handful of nice plays and connecting on all 18 chances defensively ... Drove in 12 runs while batting .438 at the Hillenbrand Invitational. Had a couple of home runs and pair of doubles over the five games. Both home runs and one double came in Arizona's 14-2, five-inning victory over North Dakota (2/17), in which she drove in eight runs ... Had a couple of bombs and four RBI to extend her team lead in both categories vs. College of Charleston. Pendley led the team with a 1.250 slugging percentage for the weekend ... Drove in five of Arizona's eight runs in the Wildcats' 8-0, six inning win over UC Davis. Pendley went 3-for-5 and ended the game with a walk-off home run to left field ... Hit a home run in back-to-back at-bats in Arizona's 8-6 comeback victory over San Diego State (3/28), the latter of which ended the game; it was her first-career walk-off homer. Hit another home run against Stanford (4/1) that landed on top of the roof Gittings Gym, a four story building that stands roughly 45 feet beyond right field ... Batted .556 with a double, a homer and a pair of RBI against Washington. While her offense was impressive in Arizona's series victory, her defense was phenomenal. While showing great range, the freshman was perfect on four assists and seven putouts, including an incredible diving grab of a pop up behind third base ... Batted .545 with a homer and four RBI against UCLA.

Hitting Streaks:

Current: N/A
Season long: 10 games; team-high (3/31-3/14)
Career long: Same

Season Highs:

Hits: 3, 4x (Last: UCLA, May 6)
Home runs: 2, 3x (Last: New Mexico, Apr 18)
Total bases: 10 (North Dakota, Feb 17)
RBI: 8 (North Dakota, Feb 17)

Career Highs:

Hits: Same
Home runs: Same
Total bases: Same
RBI: Same

JESSICA SPIGNER – #9 (SPIGE-nurr)



5-8, Senior, TR
Infield/Pitcher
Bats – R, Throws – R
Hometown: Santa Clarita, Calif.

Named all-conference honorable mention ... A power hitter who also hits for high average ... Will see the majority of starts at first base, can also pitch ... At the Kajikawa Classic, drew eight walks and was hit by two pitches and posted a .696 on-base percentage. The senior hit two home runs and a double and batted .500 on the weekend while also getting it done in the circle, allowing just three hits and one run in the first start of her career, a victory over Syracuse. Hit a home run in her first Arizona at-bat ... Had a couple of home runs and seven RBI while batting .417 at the Hillenbrand Invitational. In the circle, took a no-hitter into the fifth against Southern Utah in her shutout victory of the Thunderbirds ... Went 5-for-8 (.625) while driving in a couple of runs against College of Charleston. Spigner doubled and drew a walk on the weekend ... Pitched her 10th and 11th-consecutive scoreless innings in game three vs. Washington ... Was hitless in her last 15 at-bats and homerless in her last 77 before recording the biggest hit of her Arizona career with a game-tying home run in her final career regular season at-bat in the sixth inning against Oregon State (5/12)

Hitting Streaks:

Current: 1 game (1x2, .500, HR)
Season long: 4 games (4/18-4/29)
Arizona career long: *Same*

Season Highs:

(Pitching)
Strikeouts: 2 (Syracuse, Feb 11)
(Hitting)
Hits: 3 (College of Charleston, Mar 2)
Home runs: 1, 8x (Last: Oregon State, May 12)
Total bases: 6 (Syracuse, Feb 11)
RBI: 4, 2x (Last: Fresno State, Feb 23)

Arizona Career Highs:

(Pitching)
Strikeouts: *Same*
(Hitting)
Hits: *Same*
Home runs: *Same*
Total bases: *Same*
RBI: *Same*

CHELSEA SUITOS – #3 (SWEE-tose)



5-5, Freshman (RS), HS
Utility
Bats – L, Throws – R
Hometown: Elk Grove, Calif.

Awarded Pac-12 all-Freshman honorable mention ... A speedy slapper ... Starts in right field, but naturally a middle infielder ... Forced to redshirt 2011 with a shoulder injury ... Second on the team with a .375 batting average at the Cathedral City Classic where she doubled her RBI total (2-to-4). The redshirt freshman hit her first career double in the weekend ... Drove in a couple of runs while batting .500 (3-for-6) at the Judi Garman Classic. Suits was also hit by a pitch and stole a base in the tournament ... Had a couple of hits and a run scored against Washington. Stole a base in game three of the series.

Hitting Streaks:

Current: N/A
Season long: 9 games (2/26-3/23)
Career long: *Same*

Season Highs:

Hits: 2, 13x (Last: Oregon State, May 10)
Home runs: N/A
Total bases: 3, 2x (Last: Oregon State, May 10)
RBI: 2 (UC Davis, Mar 16)

Career Highs:

Hits: *Same*
Home runs: *Same*
Total bases: *Same*
RBI: *Same*

HALLIE WILSON – #17 (HAL-lee)



5-5, Freshman, HS
Centerfield
Bats – L, Throws – R
Hometown: North Tustin, Calif.

Named Pac-12 all-Freshman as well as second-team all-conference ... A strong hitter and solid all-around player ... One of the best overall high school in players in the 2011 class ... Will step in and start in centerfield and bat leadoff as a freshman ... Collected a hit in each of her first six games as a Wildcat ... Hit her second home run of the season, part of her four hits against Washington. The freshman drove in a pair of runs while batting .444 against the No. 4 team in the country ... Went 5-for-11 (.455) with four RBI against Oregon.

Hitting Streaks:

Current: 4 games (5x11, .455, 2 R)
Season long: 8 games (3/2-3/23)
Career long: *Same*

Season Highs:

Hits: 4 (New Mexico State, Mar 21)
Home runs: 1, 2x (Last: Washington, Apr 7)
Total bases: 5, 3x (Last: New Mexico State, Mar 21)
RBI: 4 (Southern Utah, Feb 18)

Career Highs:

Hits: *Same*
Home runs: *Same*
Total bases: *Same*
RBI: *Same*

Overall:	35-17	Pac-12:	12-12	Away:	4-8
Home:	21-5	Road (inc. neutral):	14-12	Extra-Innings:	2-1
Neutral:	10-4	vs. Ranked:	8-14	Less than 7 innings:	14-0

Date	(Rank) Opponent	Score (Inn.)	Winning Pitcher	Losing Pitcher	UA/Opponent Hits	Home Attendance
2/9	vs. McNeese State!	W, 8-1	Babcock (1-0)	Bond	10/6	
2/10	vs. Georgia Tech!	L, 2-1	Rush	Babcock (1-1)	5/5	
2/10	vs. (20) Nebraska!	L, 11-10	Hagemann	Babcock (1-2)	11/12	
2/11	vs. Syracuse!	W, 11-1 (5)	Spigner (1-0)	Kuwik	10/3	
2/11	vs. (17) Texas A&M!	L, 5-4	Domezich	Babcock (1-3)	9/6	
2/12	vs. Cal State Northridge!	W, 8-0 (6)	Babcock (2-3)	Limon	8/3	
2/17	Alabama Birmingham#	W, 7-0	Fowler (1-0)	Streetman	7/1	-
2/17	North Dakota#	W, 14-2 (5)	Babcock (3-3)	Gronseth	10/5	2,376
2/18	Western Kentucky#	W, 6-4	Fowler (2-0)	Wagner	9/6	-
2/18	Southern Utah#	W, 9-1 (5)	Babcock (4-3)	Black	11/4	2,657
2/19	Southern Utah#	W, 8-0 (5)	Spigner (2-0)	Axe	9/3	2,476
2/23	vs. Fresno State\$	W, 9-0 (6)	Fowler (3-0)	Oakes	9/3	
2/23	vs. (13) Georgia\$	L, 3-0	Montemayor	Babcock (4-4)	2/6	
2/24	vs. (21) Oklahoma State\$	W, 8-0 (6)	Fowler (4-0)	Espinosa	9/2	
2/25	vs. Fordham\$	W, 3-2	Babcock (5-4)	Mineau	6/7	
2/25	vs. Syracuse\$	W, 5-0	Fowler (5-0)	Caira	4/6	
2/26	vs. Long Beach State\$	W, 4-0	Babcock (6-4)	Jones-Wesley	5/2	
3/2	College of Charleston	W, 9-0 (5)	Fowler (6-0)	Saylors	12/2	2,440
3/3	College of Charleston	W, 8-0 (5)	Babcock (7-4)	Klicker	11/0	2,588
3/4	College of Charleston	W, 5-0	Fowler (7-0)	Saylors	7/1	2,555
3/9	at (15) Baylor	Rained Out				
3/10	at (15) Baylor	Rained Out				
3/11	at (15) Baylor	Rained Out				
3/16	vs. UC Davis^	W, 8-0 (6)	Babcock (8-4)	Russell	7/3	
3/16	vs. Iowa^	W, 6-1	Fowler (8-0)	Lyon	6/3	
3/17	vs. Brigham Young^	Rained Out				
3/17	vs. Louisiana-Lafayette^	Rained Out				
3/18	vs. DePaul^	Rained Out				
3/21	New Mexico State	L, 9-5	Newman	Fowler (8-1)	7/5	-
3/21	New Mexico State	W, 6-3	Babcock (9-4)	Donisthorpe	9/7	2,585
3/23	at (5) Arizona State*	L, 4-2 (8)	Escobedo	Fowler (8-2)	7/4	
3/24	at (5) Arizona State*	L, 9-6	Escobedo	Babcock (9-5)	6/6	
3/25	at (5) Arizona State*	L, 7-6	Bach	Fowler (8-3)	6/9	
3/27	San Diego State	W, 8-0 (5)	Babcock (10-5)	Arbino	9/6	2,360
3/28	San Diego State	W, 8-6 (8)	Babcock (11-5)	Micetich	9/8	2,315
3/30	(13) Stanford*	L, 4-1	Gerhart	Babcock (11-6)	2/8	2,540
3/31	(13) Stanford*	W, 9-1 (5)	Fowler (9-3)	White	8/7	2,616
4/1	(13) Stanford*	W, 3-1	Babcock (12-6)	Gerhart	5/3	2,587
4/5	at (4) Washington*	W, 2-0	Babcock (13-6)	Inglesby	5/5	
4/6	at (4) Washington*	W, 5-3	Fowler (10-3)	Inglesby	6/7	
4/7	at (4) Washington*	L, 7-5	Walker	Babcock (13-7)	6/9	
4/10	Utah*	W, 8-0 (6)	Fowler (11-3)	Ramirez	11/2	-
4/10	Utah*	W, 3-1	Babcock (14-7)	Nielson	6/6	2,632
4/11	Utah*	W, 4-2	Fowler (12-3)	Nielson	7/3	2,182
4/13	at (1) California*	L, 2-0	Henderson	Fowler (12-4)	6/2	
4/14	at (1) California*	W, 8-3	Babcock (15-7)	Arioto	13/3	
4/15	at (1) California*	L, 6-0	Henderson	Fowler (12-5)	3/7	
4/18	New Mexico	W, 8-1	Babcock (16-7)	DeBroeck	10/4	-
4/18	New Mexico	W, 5-0	Fowler (13-5)	Sheehan	7/3	880
4/27	(16) Oregon*	L, 11-7	Moore	Fowler (13-6)	11/13	2,579
4/28	(16) Oregon*	L, 12-7	Moore	Babcock (16-8)	10/13	2,619
4/29	(16) Oregon*	W, 5-4 (8)	Fowler (14-6)	Moore	12/9	2,397
5/4	at (17) UCLA*	L, 10-4	Hall	Fowler (14-7)	6/8	
5/5	at (17) UCLA*	L, 7-2	Hall	Babcock (16-9)	6/8	
5/6	at (17) UCLA*	W, 7-6	Babcock (17-9)	Hall	9/9	
5/10	Oregon State*	W, 12-4 (6)	Babcock (18-9)	Andreana	15/6	2,388
5/11	Oregon State*	L, 4-0	Demore	Fowler (14-8)	4/9	2,680
5/12	Oregon State*	W, 3-1	Babcock (19-9)	Demore	7/5	2,256

Home; Neutral site; (NFC Ranking); ! - Kajikawa Classic // Tempe, Ariz.; # - Hillenbrand Invitational // Tucson; \$ - Cathedral City Classic // Palm Springs, Calif.; ^ - Judi Garman Classic // Fullerton, Calif.; *Pac-12 Game; Times local to site

Total Home Attendance: 50,708 (21 dates)
Average: 2,414

Alphabetical:

No.	Name	Pos.	B/T	Ht.	Yr.	Exp.	Hometown (Last School)
5	Kristen Arriola	2B	R/R	5-5	Sr.	3L	Garden Grove, Calif. (Pacifica H.S.)
12	Shelby Babcock	P	R/R	5-10	So.	1L	Broomfield, Colo. (Legacy H.S.)
00	Nicole Bryan	OF	L/R	5-6	Sr.*	1L	Tucson, Ariz. (Central Arizona)
15	Karissa Buchanan	OF	L/R	5-5	Sr.	3L	Tucson, Ariz. (Sabino H.S.)
88	Sam Davis	3B	L/R	5-10	Fr.	HS	Scottsdale, Ariz. (Chaparral H.S.)
4	Brigette Del Ponte	INF	R/R	5-3	Jr.	2L	Peoria, Ariz. (Sunrise Mountain H.S.)
19	Kenzie Fowler	P	R/R	5-11	Jr.	2L	Tucson, Ariz. (Canyon del Oro H.S.)
77	Chelsea Goodacre	C	L/R	5-4	Fr.	HS	Temecula, Calif. (Temecula Valley H.S.)
2	Baillie Kirker	1B	R/R	5-6	Jr.	2L	La Crescenta, Calif. (Crescenta Valley H.S.)
90	Lini Korja	C/1B	R/R	5-5	Sr.	3L	Carson, Calif. (San Pedro H.S.)
7	Alex Lavine	UT	R/R	5-4	So.	1L	Glendale, Ariz. (Mountain Ridge H.S.)
21	Shelby Pendley	SS	L/R	5-7	Fr.	HS	Rio Rancho, N.M. (Rio Rancho H.S.)
9	Jessica Spigner	INF/P	R/R	5-8	Sr.	TR	Santa Carita, Calif. (Tennessee)
3	Chelsea Suitsos	2B	L/R	5-5	Fr.*	HS	Elk Grove, Calif. (Elk Grove H.S.)
17	Hallie Wilson	OF	L/L	5-5	Fr.	HS	Santa Ana, Calif. (Foothill H.S.)

Numerical:

No.	Name	Pos.	B/T	Ht.	Yr.	Exp.	Hometown (Last School)
00	Nicole Bryan	OF	L/R	5-6	Sr.*	1L	Tucson, Ariz. (Central Arizona)
2	Baillie Kirker	1B	R/R	5-6	Jr.	2L	La Crescenta, Calif. (Crescenta Valley H.S.)
3	Chelsea Suitsos	2B	L/R	5-5	Fr.*	HS	Elk Grove, Calif. (Elk Grove H.S.)
4	Brigette Del Ponte	INF	R/R	5-3	Jr.	2L	Peoria, Ariz. (Sunrise Mountain H.S.)
5	Kristen Arriola	2B	R/R	5-5	Sr.	3L	Garden Grove, Calif. (Pacifica H.S.)
7	Alex Lavine	UT	R/R	5-4	So.	1L	Glendale, Ariz. (Mountain Ridge H.S.)
9	Jessica Spigner	INF/P	R/R	5-8	Sr.	TR	Santa Carita, Calif. (Tennessee)
12	Shelby Babcock	P	R/R	5-10	So.	1L	Broomfield, Colo. (Legacy H.S.)
15	Karissa Buchanan	OF	L/R	5-5	Sr.	3L	Tucson, Ariz. (Sabino H.S.)
17	Hallie Wilson	OF	L/L	5-5	Fr.	HS	Santa Ana, Calif. (Foothill H.S.)
19	Kenzie Fowler	P	R/R	5-11	Jr.	2L	Tucson, Ariz. (Canyon del Oro H.S.)
21	Shelby Pendley	SS	L/R	5-7	Fr.	HS	Rio Rancho, N.M. (Rio Rancho H.S.)
77	Chelsea Goodacre	C	L/R	5-4	Fr.	HS	Temecula, Calif. (Temecula Valley H.S.)
88	Sam Davis	3B	L/R	5-10	Fr.	HS	Scottsdale, Ariz. (Chaparral H.S.)
90	Lini Korja	C/1B	R/R	5-5	Sr.	3L	Carson, Calif. (San Pedro H.S.)

Coaches:

Head Coach – Mike Candrea

Assistant Coaches – Larry Ray and Stacy Iveson

Volunteer Assistant Coach – Candace Abrams

Director of Operations – Alicia Hollowell

Managers – Zack Findling, Jeff Robin and Ariana Isom

Roster Breakdown

By Year:

Seniors - 5
 Juniors - 3
 Sophomores - 2
 Freshmen - 5

By Position:

Pitchers - 2
 Catchers - 1
 Infielders - 5
 Outfielders - 4
 Utility - 3

By Hitters:

Right - 8
 Left - 7

By State:

California - 7
 Arizona - 6
 Colorado - 1
 New Mexico - 1

Pronunciation Guide

Kristen Arriola: Air-ee-OH-la
Karissa Buchanan: Byoo-CAN-in
Brigette Del Ponte: Del PON-tee
Baillie Kirker: BAY-lee KERR-kerr
Lini Korja: LEE-knee Ko-REE-uh
Alex Lavine: Luh-VEEN
Jessica Spigner: SPIGE-nurr
Chelsea Suitsos: SWEE-tose
Hallie Wilson: HAL-lee
Stacy Iveson: IVE-sun

NCAA RECORD // 148-43; WCWS: 61-32 // REGIONALS: 75-6 // SUPER REGIONALS: 12-5

1987 **At-Large Regional, Tempe Arizona:**

Arizona State 4, Arizona 3
Arizona State 5, Arizona 0

1988 **Midwest Regional, Tucson, Ariz.:**

Arizona 5, Minnesota 0
South Carolina 1, Arizona 0
Arizona 1, South Carolina 0
Arizona 4, South Carolina 3

College World Series, San Jose:

Arizona 1, Adelphi 0
Arizona 4, Cal Poly-Pomona 1
UCLA 5, Arizona 0
Fresno State 4, Arizona 0

1989 **Region 6, Tempe, Ariz.:**

Arizona 8, Utah State 3
Arizona 3, Arizona State 2 (8 innings)
Arizona 3, Arizona State 0

College World Series, San Jose:

Arizona 12, Fresno State 0 (5 innings)
Oklahoma State 4, Arizona 0 (8 innings)
Arizona 4, Oregon 0
UCLA 3, Arizona 0

1990 **Region 3, Tucson, Ariz.:**

Arizona State 1, Arizona 0
Arizona 1, Arizona State 0
Arizona 9, Arizona State 5

College World Series, Oklahoma City:

Oklahoma State 3, Arizona 0
Fresno State 1, Arizona 0

1991 **Region 4, Tempe Ariz.:**

Arizona 4, Arizona State 2
Arizona 4, Arizona State 0

College World Series, Oklahoma City:

Arizona 1, UNLV 0 (13 innings)
Arizona 1, UCLA 0 (9 innings)
Arizona 1, LBSU 0 (8 innings)
Fresno State 1, Arizona 0 (8 innings)
Arizona 5, UCLA 1 - TITLE GAME

1992 **Region 2, Tucson, Ariz.:**

Arizona 1, Michigan 0
Arizona 8, Michigan 0
College World Series, Oklahoma City:
Long Beach State 1, Arizona 0
Arizona 1, Kansas 0 (17 innings)
Arizona 2, California 1
Arizona 1, Fresno State 0
UCLA 1, Arizona 0 - TITLE GAME

1993 **Region 3, Tucson, Ariz.:**

Arizona 1, Arizona State 0
Arizona 7, Arizona State 2

College World Series, Oklahoma City:

Arizona 6, Long Beach State 0
Arizona 2, Southwestern La. 1 (10 innings)
Arizona 1, Oklahoma State 0
Southwestern La. 1, Arizona 0
Arizona 1, UCLA 0 - TITLE GAME

1994 **Region 1, Tucson, Ariz.:**

Arizona 7, Canisius 0
Arizona 5, Texas A&M 0
Arizona 6, Texas A&M 0

College World Series, Oklahoma City:

Arizona 8, Illinois-Chicago 0 (5 innings)
Arizona 3, Fresno State 0
Arizona 5, UCLA 2
Arizona 4, CSUN 0 - TITLE GAME

1995 **Tucson, Ariz., Regional:**

Arizona 8, Ohio Univ. 0 (5 innings)
Arizona 9, Nebraska 1 (6 innings)
Arizona 15, Florida State 0 (5 innings)

College World Series, Oklahoma City:

Arizona 9, Princeton 1 (5 innings)
Arizona 11, CS-Fullerton 0 (5 innings)
Arizona 8, UNLV 0 (6 innings)
UCLA 4, Arizona 2 - TITLE GAME

1996 **Tallahassee, Fla., Regional:**

Arizona 8, Troy State 0 (5 innings)
Arizona 9, Florida State 6
Arizona 10, Florida State 3

College World Series, Columbus, Ga.

Arizona 5, Iowa 2
Arizona 4, UCLA 0
Arizona 10, Iowa 2 (6 innings)
Arizona 6, Washington 4 - TITLE GAME

1997 **Tucson, Ariz., Regional:**

Arizona 11, Rider 2 (5 innings)
Arizona 2, Nebraska 0
Arizona 5, Nebraska 1

College World Series, Oklahoma City:

Arizona 2, Massachusetts 1
Arizona 2, UCLA 0
Fresno State 3, Arizona 0
Arizona 6, Fresno State 3
Arizona 10, UCLA 2 (5 innings) - TITLE GAME

1998 **Tucson, Ariz. Regional:**

Arizona 14, Niagara 0 (5 innings)
Arizona 10, Pacific 0 (5 innings)
Arizona 7, Pacific 0

College World Series, Oklahoma City:

Arizona 1, Oklahoma State 0
Arizona 8, Washington 0 (5 innings)
Arizona 5, Oklahoma State 0
Fresno State 1, Arizona 0 - TITLE GAME

1999 **Tucson, Ariz. Regional:**

Arizona 9, East Carolina 1 (5 innings)
Arizona 8, Southwest Texas State 0
Maryland 7, Arizona 3
Arizona 6, Kansas 1

Arizona 10, Maryland 0 (5 innings)
Arizona 8, Maryland 0 (5 innings)

College World Series, Oklahoma City:

Arizona 3, California 0
Washington 3, Arizona 0
DePaul 1, Arizona 0

2000 **Tucson, Ariz. Regional:**

Arizona 8, Middle Tennessee 0 (6 innings)
Arizona 10, Massachusetts 0 (6 innings)
Arizona 13, Nebraska 0 (5 innings)
Arizona 5, Nebraska 0

College World Series, Oklahoma City:

Southern Mississippi 1, Arizona 0
Arizona 6, California 0
Arizona 4, Washington 2
Oklahoma 1, Arizona 0

2001 **Tucson, Ariz. Regional:**

Arizona 4, Saint Peter's 2
Arizona 8, Texas Tech 0 (6 innings)
Arizona 5, CS Fullerton 4
Arizona 6, Southwest Texas State 2

College World Series, Oklahoma City:

Arizona 3, California 2
Arizona 5, Oklahoma 4
Arizona 1, Stanford 0
Arizona 1, UCLA 0 - TITLE GAME

2002 **Region 2, Minneapolis:**

Arizona 4, Boston University 1
Arizona 4, Penn State 3
Arizona 2, DePaul 0
DePaul 6, Arizona 0
Arizona 8, DePaul 0 (5 innings)

College World Series, Oklahoma City:

Arizona 1, Nebraska 0
Arizona 1, Arizona State 0
Arizona 6, Florida State 2 (11 innings)
California 6, Arizona 0 - TITLE GAME

2003 **Region 1, Tucson, Ariz.:**

Arizona 11, Colorado State 1
Arizona 4, Minnesota 0
Arizona 3, Texas A&M 0
Arizona 10, Texas A&M 5

College World Series, Oklahoma City:

Arizona 3, Alabama 2
Arizona 2, Washington 1
California 2, Arizona 1
California 4, Arizona 1

2004 **Region 1, Tucson, Ariz.:**

Arizona 2, Centenary 1
Arizona 4, Louisiana-Lafayette 0
Oklahoma 3, Arizona 2
Louisiana-Lafayette 5, Arizona 0

2005 **Region 3, Tucson, Ariz.:**

Arizona 12, Lehigh 0
Arizona 3, Oklahoma State 0
Arizona 2, Oklahoma State 1 (8 innings)

Tucson Super Regional:

Arizona 6, Oklahoma 0
Arizona 7, Oklahoma 6
College World Series, Oklahoma City:
Tennessee 1, Arizona 0
Arizona 3, California 2 (12 innings)
Texas 1, Arizona 0 (11 innings)

2006 **Region 3, Tucson, Ariz.:**

Arizona 9, Marist 0 (5 innings)
 Arizona 6, Ohio State 3
 Arizona 4, Auburn 2

Tucson Super Regional:

Arizona 5, LSU 0
 LSU 3, Arizona 2
 Arizona 14, LSU 5 (5 innings)

College World Series, Oklahoma City:

Arizona 3, Oregon State 2 (9 innings)
 Arizona 2, Texas 0
 Tennessee 1, Arizona 0
 Arizona 6, Tennessee 0
 CHAMPIONSHIP SERIES
 Arizona 8, Northwestern 0
 Arizona 5, Northwestern 0

2007 **Region 1, Tucson, Ariz.:**

Arizona 9, Howard 0 (5 innings)
 Arizona 8, Mississippi State 0
 Arizona 7, Pacific 0

Tucson Super Regional:

Arizona 11, Cal State Fullerton 6
 Arizona 2, Cal State Fullerton 1

College World Series, Oklahoma City:

Arizona 2, Baylor 1 (9 innings)
 Tennessee 1, Arizona 0
 Arizona 3, DePaul 0
 Arizona 2, Washington 0
 Arizona 8, Washington 1
 CHAMPIONSHIP SERIES
 Tennessee 1, Arizona 0
 Arizona 1, Tennessee 0 (10 innings)
 Arizona 5, Tennessee 0

2008 **Region 7, Hempstead, N.Y.:**

Arizona 11, Canisius 0 (5 innings)
 Arizona 10, Hofstra 0 (5 innings)
 Arizona 5, Hofstra 0

Tucson Super Regional:

Arizona 3, Oklahoma 1
 Oklahoma 2, Arizona 0
 Arizona 5, Oklahoma 2

College World Series, Oklahoma City:

UCLA 1, Arizona 0
 Alabama 5, Arizona 1

2009 **Region 9, Louisville, Ky.:**

Arizona 9, UT-Martin 3
 Arizona 18, Louisville 4 (5 innings)
 Arizona 4, Purdue 2

Palo Alto Super Regional:

Stanford 6, Arizona 4
 Arizona 7, Stanford 3
 Arizona 6, Stanford 5

College World Series, Oklahoma City:

Florida 3, Arizona 0
 Alabama 14, Arizona 0 (5 innings)

2010 **Region 10, Tucson, Ariz.:**

Arizona 9, Cornell 0 (5 innings)
 Arizona 6, Hofstra 0
 Arizona 10, Hofstra 6 (12 innings)

Tucson Super Regional:

Arizona 2, BYU 1
 Arizona 10, BYU 2 (5 innings)

College World Series, Oklahoma City:

Tennessee 9, Arizona 0 (5 innings)
 Arizona 4, Washington 3
 Arizona 5, Hawaii 1
 Arizona 8, Tennessee 0 (5 innings)
 Arizona 5, Tennessee 2
 CHAMPIONSHIP SERIES
 UCLA 6, Arizona 5 (8 innings)
 UCLA 15, Arizona 9

2011 **Region 8, Tucson, Ariz.:**

Arizona 10, Harvard 0 (6 innings)
 Arizona 8, New Mexico State 0
 Arizona 10, Texas Tech 2 (6 innings)

Tucson Super Regional

Oklahoma 6, Arizona 0
 Oklahoma 5, Arizona 2

TEAM	NCAA	WCWS
Adelphi	1-0	1-0
Alabama	1-2	1-2
Auburn	1-0	0-0
Arizona State	9-3	1-0
Baylor	1-0	1-0
Boston University	1-0	0-0
Brigham Young	2-0	0-0
California	5-3	5-3
Cal Poly Pomona	1-0	1-0
Cal State Fullerton	4-0	1-0
Cal State Northridge	1-0	1-0
Canisius	2-0	0-0
Centenary	1-0	0-0
Colorado State	1-0	0-0
Cornell	1-0	0-0
DePaul	3-2	1-1
East Carolina	1-0	0-0
Florida	0-1	0-1
Florida State	4-0	1-0
Fresno State	4-5	4-5
Hawaii	1-0	1-0
Harvard	1-0	0-0
Hofstra	4-0	0-0
Howard	1-0	0-0
Illinois-Chicago	1-0	1-0
Iowa	2-0	2-0
Kansas	2-0	1-0
Lehigh	1-0	0-0
Long Beach State	2-1	2-1
Louisiana-Lafayette	1-1	1-1
Louisville	1-0	0-0
LSU	2-1	0-0
Marist	1-0	0-0
Maryland	2-1	0-0
Massachusetts	2-0	1-0
Michigan	2-0	0-0
Middle Tennessee State	1-0	0-0
Minnesota	2-0	0-0
Mississippi State	1-0	0-0
Nebraska	6-0	1-0
New Mexico State	1-0	0-0
Niagara University	1-0	0-0
Northwestern	2-0	2-0
Ohio University	1-0	0-0
Ohio State	1-0	0-0
Oklahoma	5-5	1-1
Oklahoma State	5-2	3-2
Oregon	1-0	1-0
Oregon State	1-0	1-0
Pacific	3-0	0-0
Penn State	1-0	0-0
Purdue	1-0	0-0
Princeton	1-0	1-0
Rider	1-0	0-0
Saint Peter's	1-0	0-0
South Carolina	2-1	0-0
Southern Mississippi	0-1	0-1
Southwest Texas State	2-0	1-0
Southwestern Louisiana	1-1	1-1
Stanford	3-1	1-0
Tennessee	5-5	5-5
Tennessee-Martin	1-0	0-0
Texas	1-1	1-1
Texas A&M	4-0	0-0
Texas Tech	2-0	0-0
Troy State	1-0	0-0
UCLA	8-7	8-7
UNLV	2-0	2-0
Utah State	1-0	0-0
Washington	7-1	7-1

**2012 Arizona Softball
Overall Statistics for Arizona (as of May 12, 2012)
(All games Sorted by Batting avg)**

Record: 35-17 Home: 21-5 Away: 4-8 Neutral: 10-4 Pac-12: 12-12

Player	avg	gp-gs	ab	r	h	2b	3b	hr	rbi	tb	slg%	bb	hp	so	gdp	ob%	sf	sh	sb-att	po	a	e	fld%	
Wilson, Hallie	.355	51-51	169	36	60	12	0	2	26	78	.462	23	4	14	0	.442	1	0	0-1	39	4	0	1.000	
Pendley, Shelby	.346	52-52	159	38	55	7	0	18	53	116	.730	19	1	34	2	.419	0	0	0-0	88	99	9	.954	
Buchanan, Karissa	.330	44-44	103	26	34	0	0	0	5	34	.330	17	3	8	1	.439	0	6	19-19	44	2	0	1.000	
Koria, Lini	.328	52-52	137	35	45	6	0	16	33	99	.723	25	5	36	2	.446	1	4	1-1	247	15	1	.996	
Suitos, Chelsea	.317	50-50	145	30	46	4	0	0	10	50	.345	11	3	32	0	.377	0	8	12-13	28	3	1	.969	
Del Ponte, Brigitte	.301	52-52	166	40	50	14	1	14	51	108	.651	21	0	25	0	.378	1	2	11-12	64	118	11	.943	
Goodacre, Chelsea	.260	50-49	131	13	34	5	0	6	21	57	.435	12	10	17	1	.364	1	0	0-0	110	5	2	.983	
Spigner, Jessica	.257	52-52	140	21	36	6	0	8	33	66	.471	29	9	36	1	.407	4	0	0-0	266	12	2	.993	
Arriola, Kristen	.241	50-50	137	30	33	6	0	8	27	63	.460	18	2	21	2	.338	0	6	2-2	79	60	2	.986	

Kirker, Baillie	.211	20-4	19	1	4	1	0	1	9	8	.421	5	0	9	0	.375	0	0	0-0	15	0	0	1.000	
Bryan, Nicole	.185	32-10	27	11	5	0	0	0	3	5	.185	3	1	8	0	.281	1	0	2-2	6	0	0	1.000	
Lavine, Alex	.136	37-4	22	1	3	0	0	1	5	6	.273	1	0	3	0	.174	0	1	0-0	10	0	1	.909	
Davis, Sam	.000	36-0	2	18	0	0	0	0	0	0	.000	0	0	1	0	.000	0	0	3-4	0	0	0	.000	
Babcock, Shelby	.000	2-2	0	0	0	0	0	0	0	0	.000	0	0	0	0	.000	0	0	0-0	11	25	1	.973	
Fowler, Kenzie	.000	1-1	0	0	0	0	0	0	0	0	.000	0	0	0	0	.000	0	0	0-0	3	15	1	.947	
Totals	.298	52	1357	300	405	61	1	74	276	690	.508	184	38	244	9	.395	9	27	50-54	1010	358	31	.978	
Opponents	.225	52	1255	161	283	37	4	34	152	430	.343	188	26	323	8	.337	4	26	19-25	964	340	78	.944	

LOB - Team (351), Opp (329). DPs turned - Team (14), Opp (19). CI - Team (1), Goodacre 1. IBB - Team (1), Del Ponte 1, Opp (1). Picked off - Del Ponte 1, Arriola 1, Spigner 1.

(All games Sorted by Earned run avg)

Player	era	w-l	app	gs	cg	sho	sv	ip	h	r	er	bb	so	2b	3b	hr	b/avg	wp	hp	bk	sfa	sha		
Fowler, Kenzie	2.78	14-8	28	22	15	8/0	2	143.1	109	74	57	88	172	15	2	14	.207	7	13	0	2	10		
Babcock, Shelby	3.02	19-9	34	28	20	6/0	1	176.1	156	80	76	94	147	20	2	19	.235	12	12	0	2	16		

Spigner, Jessica	2.88	2-0	6	2	2	1/0	0	17.0	18	7	7	6	4	2	0	1	.273	1	1	0	0	0		
Totals	2.91	35-17	52	52	37	15/0	3	336.2	283	161	140	188	323	37	4	34	.225	20	26	0	4	26		
Opponents	5.34	17-35	52	52	25	4/0	1	321.1	405	300	245	184	244	61	1	74	.298	25	38	4	9	27		

PB - Team (12), Goodacre 8, Koria 4, Opp (8). Pickoffs - Team (2), Koria 1, Goodacre 1, Opp (3). SBA/ATT - Koria (17-21), Fowler (10-14), Babcock (8-10), Goodacre (2-4), Spigner (1-1).

Player	c	po	a	e	fld%	dp	sba	csb	sba%	pb	ci
Buchanan, Karissa	46	44	2	0	1.000	1	0	0	---	0	0
Wilson, Hallie	43	39	4	0	1.000	0	0	0	---	0	0
Kirker, Baillie	15	15	0	0	1.000	0	0	0	---	0	0
Bryan, Nicole	6	6	0	0	1.000	0	0	0	---	0	0
Koria, Lini	263	247	15	1	.996	2	17	4	.810	4	0
Spigner, Jessica	280	266	12	2	.993	11	1	0	1.000	0	0
Arriola, Kristen	141	79	60	2	.986	4	0	0	---	0	0
Goodacre, Chelsea	117	110	5	2	.983	0	2	2	.500	8	1
Babcock, Shelby	37	11	25	1	.973	0	8	2	.800	0	0
Suitos, Chelsea	32	28	3	1	.969	0	0	0	---	0	0
Pendley, Shelby	196	88	99	9	.954	6	0	0	---	0	0
Fowler, Kenzie	19	3	15	1	.947	2	10	4	.714	0	0
Del Ponte, Brigitte	193	64	118	11	.943	8	0	0	---	0	0
Lavine, Alex	11	10	0	1	.909	0	0	0	---	0	0
Davis, Sam	0	0	0	0	.000	0	0	0	---	0	0
Totals	1399	1010	358	31	.978	14	19	6	.760	12	1
Opponents	1382	964	340	78	.944	19	50	4	.926	8	0

Hitting minimums - 1 Games 1.0 AB/Game
Pitching minimums - 1 Games 1.0 IP/Game

**2012 Arizona Softball
Conference statistics for Arizona (as of May 12, 2012)
(Pac-12 games only Sorted by Batting avg)**

Record: 12-12 Home: 8-4 Away: 4-8 Pac-12: 12-12

Player	avg	gp-gs	ab	r	h	2b	3b	hr	rbi	tb	slg%	bb	hp	so	gdp	ob%	sf	sh	sb-att	po	a	e	fld%
Buchanan, Karissa	.392	19-19	51	8	20	0	0	0	4	20	.392	6	0	5	0	.456	0	3	7-7	25	2	0	1.000
Wilson, Hallie	.361	23-23	72	15	26	1	0	1	8	30	.417	13	1	8	0	.460	1	0	0-0	21	2	0	1.000
Pendley, Shelby	.325	24-24	80	14	26	2	0	4	16	40	.500	4	1	21	1	.365	0	0	0-0	46	44	5	.947
Goodacre, Chelsea	.281	22-21	57	4	16	1	0	1	3	20	.351	5	5	9	0	.388	0	0	0-0	37	3	2	.952
Koria, Lini	.270	24-24	63	12	17	2	0	8	17	43	.683	13	2	13	2	.405	1	1	1-1	116	7	0	1.000
Arriola, Kristen	.265	22-22	68	12	18	3	0	5	11	36	.529	2	0	14	0	.286	0	2	1-1	33	32	1	.985
Del Ponte, Brigette	.250	24-24	80	16	20	4	1	7	22	47	.588	8	0	16	0	.318	0	0	4-4	29	59	7	.926
Suitos, Chelsea	.250	22-22	60	9	15	2	0	0	2	17	.283	6	0	19	0	.318	0	5	6-6	15	3	1	.947
Spigner, Jessica	.171	24-24	70	9	12	2	0	2	9	20	.286	8	5	20	0	.298	1	0	0-0	132	6	1	.993

Bryan, Nicole	.211	15-8	19	5	4	0	0	0	2	4	.211	3	1	7	0	.348	0	0	0-0	5	0	0	1.000
Kirker, Baillie	.167	9-3	12	1	2	1	0	1	7	6	.500	1	0	7	0	.231	0	0	0-0	0	0	0	.000
Lavine, Alex	.083	21-2	12	0	1	0	0	0	0	1	.083	0	0	2	0	.083	0	0	0-0	6	0	1	.857
Davis, Sam	.000	9-0	1	4	0	0	0	0	0	0	.000	0	0	0	0	.000	0	0	0-0	0	0	0	.000
Babcock, Shelby	.000	2-2	0	0	0	0	0	0	0	0	.000	0	0	0	0	.000	0	0	0-0	7	16	1	.958
Fowler, Kenzie	.000	1-1	0	0	0	0	0	0	0	0	.000	0	0	0	0	.000	0	0	0-0	2	8	1	.909
Totals	.274	24	645	109	177	18	1	29	101	284	.440	69	15	141	3	.357	3	11	19-19	474	182	20	.970
Opponents	.262	24	615	109	161	20	3	20	103	247	.402	104	14	132	3	.380	2	15	10-15	479	169	30	.956

LOB - Team (155), Opp (168). DPs turned - Team (7), Opp (9). CI - Team (1), Goodacre 1. IBB - Team (1), Del Ponte 1, Opp (1).
Picked off - Spigner 1, Del Ponte 1.

(Pac-12 games only Sorted by Earned run avg)

Player	era	w-l	app	gs	cg	sho	sv	ip	h	r	er	bb	so	2b	3b	hr	b/avg	wp	hp	bk	sfa	sha	
Fowler, Kenzie	3.79	5-7	14	10	5	1/0	1	61.0	61	45	33	46	62	8	1	7	.257	2	7	0	1	5	
Babcock, Shelby	4.28	7-5	18	14	8	1/0	1	90.0	88	58	55	54	69	11	2	12	.254	6	7	0	1	10	

Spigner, Jessica	6.00	0-0	4	0	0	0/0	0	7.0	12	6	6	4	1	1	0	1	.387	1	0	0	0	0	
Totals	4.16	12-12	24	24	13	2/0	2	158.0	161	109	94	104	132	20	3	20	.262	9	14	0	2	15	
Opponents	3.99	12-12	24	24	14	3/0	1	159.2	177	109	91	69	141	18	1	29	.274	10	15	2	3	11	

Player	c	po	a	e	fld%	dp	sba	csb	sba%	pb	ci
Koria, Lini	123	116	7	0	1.000	2	9	4	.692	3	0
Buchanan, Karissa	27	25	2	0	1.000	1	0	0	---	0	0
Wilson, Hallie	23	21	2	0	1.000	0	0	0	---	0	0
Bryan, Nicole	5	5	0	0	1.000	0	0	0	---	0	0
Spigner, Jessica	139	132	6	1	.993	6	0	0	---	0	0
Arriola, Kristen	66	33	32	1	.985	2	0	0	---	0	0
Babcock, Shelby	24	7	16	1	.958	0	6	1	.857	0	0
Goodacre, Chelsea	42	37	3	2	.952	0	1	1	.500	3	1
Pendley, Shelby	95	46	44	5	.947	1	0	0	---	0	0
Suitos, Chelsea	19	15	3	1	.947	0	0	0	---	0	0
Del Ponte, Brigette	95	29	59	7	.926	4	0	0	---	0	0
Fowler, Kenzie	11	2	8	1	.909	1	4	4	.500	0	0
Lavine, Alex	7	6	0	1	.857	0	0	0	---	0	0
Kirker, Baillie	0	0	0	0	.000	0	0	0	---	0	0
Davis, Sam	0	0	0	0	.000	0	0	0	---	0	0
Totals	676	474	182	20	.970	7	10	5	.667	6	1
Opponents	678	479	169	30	.956	9	19	0	1.000	3	0

Hitting minimums - 1 Games 1.0 AB/Game
Pitching minimums - 1 Games 1.0 IP/Game

**2012 Arizona Softball
Team Game-by-Game for Arizona (as of May 16, 2012)
Batting (All games)**

Date	Opponent	ab	r	h	rbi	2b	3b	hr	bb	ibb	sb	cs	hbp	sac	sf	gdp	k	po	a	e	avg
Feb 09	vs McNeese State	27	8	10	8	2	0	3	4	0	1	0	2	0	0	0	6	21	5	1	.370
Feb 10	vs Georgia Tech	25	1	5	1	1	0	0	3	0	2	0	0	1	0	1	2	21	9	1	.288
Feb 10	vs Nebraska	33	10	11	10	2	0	4	3	0	0	0	2	0	0	0	7	20	5	3	.306
Feb 11	vs Syracuse	25	11	10	10	2	0	3	6	0	1	0	0	0	1	0	3	15	8	0	.327
Feb 11	vs Texas A&M	26	4	9	4	2	0	1	4	0	0	0	1	4	0	0	10	21	5	0	.331
Feb 12	vs Cal State Northridge	25	8	8	5	2	0	0	6	0	0	0	2	0	0	0	2	18	6	0	.329
Feb 17	ALABAMA BIRMINGHA	24	7	7	7	1	0	2	8	0	1	0	1	2	0	1	1	21	1	1	.324
Feb 17	NORTH DAKOTA	24	14	10	12	4	0	2	3	0	1	0	2	0	1	0	2	15	5	0	.335
Feb 18	SOUTHERN UTAH	25	9	11	9	3	0	0	2	0	1	0	1	0	0	0	6	15	4	0	.346
Feb 18	WESTERN KENTUCKY	28	6	9	6	2	0	1	7	0	0	1	0	0	0	0	5	21	6	0	.344
Feb 19	SOUTHERN UTAH	20	8	9	8	1	0	2	3	0	3	0	1	1	0	0	0	15	6	0	.351
Feb 23	vs Fresno State	25	9	9	8	0	0	1	6	0	2	0	0	0	0	1	0	18	6	0	.352
Feb 23	vs Georgia	23	0	2	0	0	0	0	4	0	0	0	0	1	0	0	4	21	7	0	.333
Feb 24	vs Oklahoma State	26	8	9	8	1	0	4	3	0	2	0	1	0	0	1	3	18	6	0	.334
Feb 25	vs Fordham	23	3	6	3	2	0	0	1	0	2	0	1	0	1	0	7	21	5	0	.330
Feb 25	vs Syracuse	22	5	4	4	0	0	1	5	0	1	0	0	1	0	1	5	21	6	0	.322
Feb 26	vs Long Beach State	26	4	5	2	1	0	0	9	0	0	1	0	1	1	0	4	21	11	0	.314
Mar 02	COL. OF CHARLESTON	25	9	12	9	5	0	2	1	0	0	0	2	0	0	0	1	15	2	0	.323
Mar 03	COL. OF CHARLESTON	26	8	11	8	3	0	1	2	0	2	0	0	0	0	0	3	15	2	0	.328
Mar 04	COL. OF CHARLESTON	24	5	7	4	0	0	1	7	0	6	1	0	0	0	0	2	21	6	0	.327
Mar 16	vs UC Davis	24	8	7	8	2	0	1	4	0	2	0	4	0	0	0	4	18	11	2	.325
Mar 16	vs Iowa	27	6	6	2	1	0	1	6	0	1	0	0	2	0	0	7	21	8	0	.320
Mar 21	NEW MEXICO STATE	27	5	7	5	0	0	2	2	0	2	0	1	0	0	0	2	21	8	2	.317
Mar 21	NEW MEXICO STATE	27	6	9	6	3	0	0	3	0	0	0	0	2	0	0	6	21	11	1	.318
*Mar 23	at Arizona State	27	2	7	2	1	0	0	3	0	2	0	3	1	1	0	8	21	9	0	.315
*Mar 24	at Arizona State	30	6	6	6	1	0	2	1	0	1	0	0	0	0	0	7	18	7	0	.310
*Mar 25	at Arizona State	28	6	6	5	1	0	1	3	0	0	0	2	0	0	0	7	18	10	1	.306
Mar 27	SAN DIEGO STATE	22	8	9	8	1	0	3	1	0	1	0	0	0	0	1	2	15	10	0	.310
Mar 28	SAN DIEGO STATE	27	8	9	8	0	0	3	3	0	0	1	0	1	1	0	7	24	9	0	.310
*Mar 30	STANFORD	22	1	2	1	0	1	0	4	0	0	0	0	1	0	0	9	21	9	1	.304
*Mar 31	STANFORD	20	9	8	9	0	0	3	5	1	0	0	0	1	0	0	4	15	7	0	.307
*Apr 01	STANFORD	22	3	5	3	0	0	2	1	0	0	0	0	1	0	0	7	21	6	0	.304
*Apr 05	at Washington	27	2	5	2	1	0	0	4	0	2	0	2	0	0	0	9	21	13	0	.300
*Apr 06	at Washington	28	5	6	2	1	0	1	3	0	1	0	0	0	0	0	7	21	10	1	.298
*Apr 07	at Washington	26	5	6	5	0	0	2	7	0	1	0	0	1	0	0	9	18	5	0	.296
*Apr 10	UTAH	28	8	11	8	2	0	2	2	0	2	0	1	1	0	1	3	18	4	1	.299
*Apr 10	UTAH	23	3	6	3	0	0	2	4	0	0	0	0	0	0	0	7	21	7	0	.298
*Apr 11	UTAH	24	4	7	2	0	0	1	2	0	4	0	0	1	0	0	3	21	9	2	.298
*Apr 13	at California	25	0	6	0	0	0	0	0	0	0	0	0	0	0	1	10	18	6	2	.296
*Apr 14	at California	34	8	13	7	1	0	0	3	0	0	0	1	1	0	0	8	21	6	0	.299
*Apr 15	at California	24	0	3	0	1	0	0	1	0	0	0	1	0	0	0	5	18	10	0	.295
Apr 18	NEW MEXICO	30	8	10	8	0	0	5	3	0	0	0	1	0	0	0	2	21	7	0	.296
Apr 18	NEW MEXICO	26	5	7	4	2	0	2	6	0	0	0	1	0	1	0	0	21	1	0	.295
*Apr 27	OREGON	29	7	11	7	1	0	3	3	0	0	0	0	1	1	0	3	21	9	1	.298
*Apr 28	OREGON	31	7	10	7	2	0	0	4	0	0	0	0	0	0	0	3	21	10	5	.298
*Apr 29	OREGON	35	5	12	5	1	0	1	1	0	1	0	1	0	0	0	4	24	11	0	.300
*May 04	at UCLA	27	4	6	4	1	0	2	2	0	1	0	0	0	0	0	6	18	7	2	.298
*May 05	at UCLA	26	2	6	2	0	0	0	4	0	1	0	1	1	0	1	5	18	7	2	.296
*May 06	at UCLA	29	7	9	6	0	0	2	2	0	0	0	0	0	1	0	3	21	5	0	.297
*May 10	OREGON STATE	30	12	15	12	2	0	3	5	0	0	0	1	0	0	0	3	18	6	1	.301
*May 11	OREGON STATE	24	0	4	0	1	0	0	3	0	0	0	0	1	0	0	5	21	3	1	.299
*May 12	OREGON STATE	26	3	7	3	1	0	2	2	0	3	0	2	0	0	0	6	21	6	0	.298
Totals		1357	300	405	276	61	1	74	184	1	50	4	38	27	9	9	244	1010	358	31	.298

2012 Arizona Softball
 Team Game-by-Game for Arizona (as of May 16, 2012)
 Pitching (All games)

Date	Opponent	ip	h	r	er	bb	so	2b	3b	hr	wp	bk	hbp	dp	ibb	score	w-l	sv	era
Feb 09	vs McNeese State	7.0	6	1	1	3	9	2	0	1	0	0	0	0	0	8-1	1-0	0	1.00
Feb 10	vs Georgia Tech	7.0	5	2	2	6	5	1	0	0	0	0	0	0	0	1-2	1-1	0	1.50
Feb 10	vs Nebraska	6.2	12	11	9	8	10	1	0	1	2	0	1	0	0	10-11	1-2	0	4.06
Feb 11	vs Syracuse	5.0	3	1	1	1	2	0	0	0	0	0	0	0	0	11-1	2-2	0	3.55
Feb 11	vs Texas A&M	7.0	6	5	4	5	8	0	0	2	0	0	1	0	0	4-5	2-3	0	3.64
Feb 12	vs Cal State Northridge	6.0	3	0	0	4	7	1	0	0	3	0	0	1	0	8-0	3-3	0	3.08
Feb 17	ALABAMA BIRMINGHAM	7.0	1	0	0	3	11	1	0	0	0	0	1	0	0	7-0	4-3	0	2.61
Feb 17	NORTH DAKOTA	5.0	5	2	2	1	7	2	0	0	1	0	0	1	0	14-2	5-3	0	2.62
Feb 18	SOUTHERN UTAH	5.0	4	1	1	3	6	2	0	0	0	0	0	0	0	9-1	6-3	0	2.51
Feb 18	WESTERN KENTUCKY	7.0	6	4	4	4	8	1	0	1	0	0	0	2	0	6-4	7-3	0	2.68
Feb 19	SOUTHERN UTAH	5.0	3	0	0	1	1	1	0	0	0	0	1	0	0	8-0	8-3	0	2.48
Feb 23	vs Fresno State	6.0	3	0	0	1	3	1	0	0	0	0	0	0	0	9-0	9-3	0	2.28
Feb 23	vs Georgia	7.0	6	3	3	5	8	1	0	2	0	0	2	1	0	0-3	9-4	0	2.34
Feb 24	vs Oklahoma State	6.0	2	0	0	2	9	1	0	0	0	0	0	0	0	8-0	10-4	0	2.18
Feb 25	vs Fordham	7.0	7	2	2	5	9	0	0	0	0	0	0	0	0	3-2	11-4	1	2.17
Feb 25	vs Syracuse	7.0	6	0	0	6	10	0	0	0	1	0	1	1	0	5-0	12-4	1	2.02
Feb 26	vs Long Beach State	7.0	2	0	0	1	6	0	0	0	0	0	0	0	0	4-0	13-4	1	1.89
Mar 02	COL. OF CHARLESTON	5.0	2	0	0	2	12	1	0	0	0	0	0	0	0	9-0	14-4	1	1.80
Mar 03	COL. OF CHARLESTON	5.0	0	0	0	1	6	0	0	0	0	0	0	0	0	8-0	15-4	1	1.73
Mar 04	COL. OF CHARLESTON	7.0	1	0	0	3	8	0	0	0	0	0	1	0	0	5-0	16-4	1	1.63
Mar 16	vs UC Davis	6.0	3	0	0	1	2	0	0	0	1	0	1	0	0	8-0	17-4	1	1.55
Mar 16	vs Iowa	7.0	3	1	1	2	9	0	0	0	0	0	1	0	0	6-1	18-4	1	1.53
Mar 21	NEW MEXICO STATE	7.0	5	9	6	5	9	0	0	3	2	0	1	0	0	5-9	18-5	1	1.74
Mar 21	NEW MEXICO STATE	7.0	7	3	3	3	5	0	0	1	1	0	0	0	0	6-3	19-5	1	1.80
*Mar 23	at Arizona State	7.0	4	4	4	6	4	1	0	2	0	0	0	0	0	2-4	19-6	1	1.90
*Mar 24	at Arizona State	6.0	6	9	9	10	8	1	0	1	1	0	0	1	0	6-9	19-7	1	2.21
*Mar 25	at Arizona State	6.0	9	7	7	7	2	2	0	1	0	0	0	0	0	6-7	19-8	1	2.42
Mar 27	SAN DIEGO STATE	5.0	6	0	0	0	1	0	0	0	0	0	0	0	0	8-0	20-8	1	2.35
Mar 28	SAN DIEGO STATE	8.0	8	6	6	4	6	1	1	2	0	0	0	1	0	8-6	21-8	1	2.48
*Mar 30	STANFORD	7.0	8	4	2	2	4	0	0	0	0	0	0	0	0	1-4	21-9	1	2.46
*Mar 31	STANFORD	5.0	7	1	1	1	7	0	1	0	0	0	0	0	0	9-1	22-9	1	2.43
*Apr 01	STANFORD	7.0	3	1	1	2	7	0	0	1	0	0	0	0	1	3-1	23-9	1	2.38
*Apr 05	at Washington	7.0	5	0	0	8	4	0	1	0	1	0	2	1	0	2-0	24-9	1	2.30
*Apr 06	at Washington	7.0	7	3	3	6	4	1	0	0	0	0	0	0	0	5-3	25-9	1	2.33
*Apr 07	at Washington	6.0	9	7	7	4	5	1	0	1	0	0	1	0	0	5-7	25-10	1	2.48
*Apr 10	UTAH	6.0	2	0	0	2	6	0	0	0	0	0	0	0	0	8-0	26-10	1	2.42
*Apr 10	UTAH	7.0	6	1	1	2	4	1	0	1	1	0	0	0	0	3-1	27-10	1	2.38
*Apr 11	UTAH	7.0	3	2	2	5	4	1	0	0	0	0	0	1	0	4-2	28-10	2	2.37
*Apr 13	at California	6.0	2	2	0	5	6	0	0	0	1	0	0	0	0	0-2	28-11	2	2.31
*Apr 14	at California	7.0	3	3	3	4	6	0	0	1	1	0	1	1	0	8-3	29-11	2	2.33
*Apr 15	at California	6.0	7	6	6	2	6	1	0	2	0	0	2	0	0	0-6	29-12	2	2.43
Apr 18	NEW MEXICO	7.0	4	1	1	3	3	0	0	1	0	0	1	0	0	8-1	30-12	2	2.40
Apr 18	NEW MEXICO	7.0	3	0	0	1	11	0	0	0	0	0	0	0	0	5-0	31-12	2	2.34
*Apr 27	OREGON	7.0	13	11	10	4	4	3	0	2	0	0	1	0	0	7-11	31-13	2	2.53
*Apr 28	OREGON	7.0	13	12	11	7	5	1	0	2	2	0	2	1	0	7-12	31-14	2	2.73
*Apr 29	OREGON	8.0	9	4	4	4	7	2	0	1	1	0	0	0	0	5-4	32-14	2	2.75
*May 04	at UCLA	6.0	8	10	4	7	5	1	0	2	0	0	1	0	0	4-10	32-15	2	2.79
*May 05	at UCLA	6.0	8	7	7	9	5	2	0	0	0	0	0	0	0	2-7	32-16	2	2.89
*May 06	at UCLA	7.0	9	6	6	4	7	0	0	2	1	0	1	1	0	7-6	33-16	3	2.96
*May 10	OREGON STATE	6.0	6	4	4	1	5	1	0	0	0	0	1	1	0	12-4	34-16	3	2.99
*May 11	OREGON STATE	7.0	9	4	1	1	8	1	1	0	0	0	2	0	0	0-4	34-17	3	2.95
*May 12	OREGON STATE	7.0	5	1	1	1	9	0	0	1	0	0	0	0	0	3-1	35-17	3	2.91
Totals		336.2	283	161	140	188	323	37	4	34	20	0	26	14	1	300-161	35-17	3	2.91